



Bariatric Solutions



Large patients require added support for their larger mass to provide greater comfort and safe, stable transfers and transport with your cot. **Ferno Bariatric Solutions** allow you to **quickly and easily convert standard Ferno cots into a bariatric transport solution**, eliminating the need to buy a separate, dedicated stretcher.

- **Adapt your cots** on-scene for bariatric use
- **Solutions** are available for the iNX®, POWER X1™, and 35X PROFlexx® Ambulance Cots.



The iNX® with SX Surface Xtenders™ offers a true no-lift bariatric solution.



POWER X1™ boasts a 700 lb unassisted lift weight capacity from its lowest position.












35X PROFlexx® has a 1,100 lb load capacity and 360° turning radius in lowest position.



www.penncare.net
sales@penncare.net
1-800-392-7233

Bariatric Solutions

iNX POWERX1 35X PROFlexx®

			
WIDTH	24 in 609 mm	24 in 609 mm	24 in 609 mm
	 OR	 OR	
SOLUTION	SX Surface Xtender™ OR LBS Jr.™ SM	SX Surface Xtender™ OR LBS Jr.™	LBS Jr.™
	 OR	 OR	
WIDTH (Open)	35 in 889 mm (SX) 41 in 1040 mm (LBS Jr.)	37 in 939 mm (SX) 41 in 1040 mm (LBS Jr.)	41 in 1040 mm
WIDTH (Folded)	24 in 609 mm (SX) 29 in 740 mm (LBS Jr.)	24 in 609 mm (SX) 29 in 740 mm (LBS Jr.)	29 in 740 mm

Features

FERNO Bariatric Solutions

- provide the flexibility to safely transfer and transport larger patients with a standard Ferno ambulance cot

Quickly convert to a bariatric cot

- on-scene with the SX Surface Xtender or the LBS Jr. Bariatric Board attachment

The SX Surface Xtender™

- offers 5 locked positions, and widens the cot surface of the iNX and POWER X1

The LBS Jr.™

- provides a narrow profile and folding side frames for greater maneuverability through doorways

When not in use, the LBS Jr. Bariatric board folds

- for easy storage in an ambulance compartment

POWER X1 and 35X PROFlexx cots

- feature 1,100 lb load capacity in the lowest position and true 360° turning radius so you can keep a low center of gravity for moving heavy patients safely

Additional accessories facilitate smooth transfer

- and transport of the patient, including the Manta Transfer Sheet, the Bariatric Tow Package, and Push-Pull Handles

FERNO Bariatric Solutions are Compliant

- with SAE J3027 when combined with corresponding cot fastening system

Solutions & Accessories



- **SX Surface Extender**
No. FWESX (for iNX)
No. 1590159 (for POWER X1)



- **Three-Stage IV Pole**
No. LAIV3SCL (for iNX)
No. 1590160 (for POWER X1)



- **LBS Junior Bariatric Board**
Includes: LBS Jr., Pillow Wedge, Manta Transfer Sheet, Restraints and Mounting Blocks.
No. 0822499 (POWER X1)
No. 0822184 (35X)



- **LBS Junior Mattress**
No. 0314050



- **LBS Junior Carrying Case**
No. 0822179 (*mattress only*)
No. 0822180 (*mattress & LBS*)



- **Manta Transfer Sheet**
No. 0382969



- **IV Pole**
No. 0087173 (for LBS Jr.)



- **Bariatric Tow Package**
No. 0822121 (for 35X)



- **Pillow Wedge**
No. 0313930



- **Straight Push/Pull Handles**
No. 0822148
(*head end, POWER X1 & 35X*)
No. 0822146
(*foot end, POWER X1 & 35X*)



- **Angled Push/Pull Handles**
No. 0822147
(*head end, POWER X1 & 35X*)
No. 0822112
(*foot end, POWER X1 & 35X*)



- ***LBS Jr. Adapter Kit for iNX**
(required for iNX)
No. FA911A600