

Disclaimer	page 2	CPR captain chair configuration	
General exterior		No option selected	page 38
Ford F-450	page 3	With options	page 39
Exterior dimensions	page 4	With S3 full height	page 40
Curbside exterior		Full cabinet configuration	
Standard	page 5	No option selected	page 41
With options	page 6	With options	page 42
C1 compartment configurations	page 7	With S3 full height	page 43
C2 compartment configurations	page 8	Front interior wall	
C3 compartment configurations	page 9	Standard	page 44
Streetside exterior		With options	page 45
Standard	page 10	Rear interior wall	
With options	page 11	Standard	page 46
S1 compartment configurations	page 12	With options	page 47
S2 compartment configurations	page 13	Floor view	
S3 compartment configurations	page 14	Standard	page 49
Front exterior		With options	page 50
Standard	page 20	Cot configurations	page 52
With options	page 21	Ceiling view	
Rear exterior		Standard	page 57
Standard	page 22	With options	page 58
With options	page 23	Front cabin console	
Exterior lights package		Standard	page 60
Whelen standard series	page 24	With options	page 61
Whelen M series	page 25	With LCD touchscreen	page 62
Clear lenses	page 26	Rear streetside console	
Curbside interior wall		Standard	page 63
Squad bench configuration		With options	page 64
Standard	page 27	With LCD touchscreen	page 65
With options	page 28	Rear curbside console	
With 6-points safety belt	page 29	No option selected	page 66
With secondary patient	page 30	With LCD touchscreen	page 67
Mobility seat configuration		Floor console details	
No option selected	page 31	Standard	page 68
With options	page 32	With options	page 69
With secondary patient	page 33	Deluxe floor console	page 70
Streetside interior wall			
CPR seat configuration			
Standard	page 34		
With options	page 35		
With S3 full height	page 36		
With 6-points safety belt	page 37		

Demers makes every effort to maintain the accuracy and quality of the information provided in these Generic Sale Drawings. However, Demers cannot guarantee and assumes no legal liability or responsibility for the accuracy or completeness of the information provided. The information contained in this catalog is for general guidance only. You should always develop your sales sheet and send to Demers for engineering validation to the feasibility of the custom options according to the specific configuration required by the customer.

Should there be any discrepancies between the sales sheet and these drawings; the sales sheet will take precedence. These drawings are subject to change by engineering during the construction process of the vehicle. Dimensional data for information only.

The copyright of all content in this catalog is owned by Demers and/or the various manufacturers of our equipment. Demers catalog in part or whole cannot be changed, reproduced, stored in or transmitted onto any website or social media without the prior written consent from Demers.

MXP170E-Ford

General exterior - Ford F450

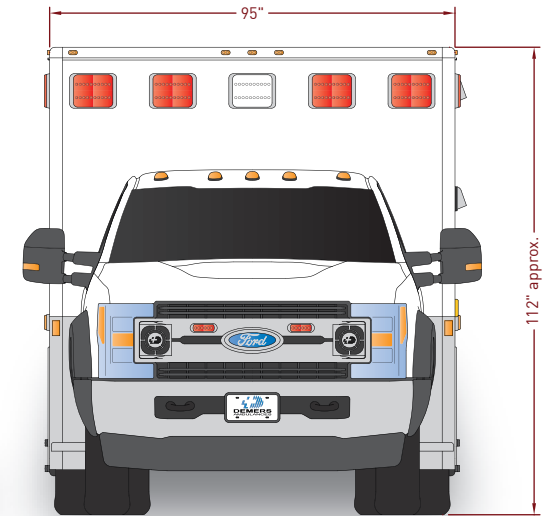
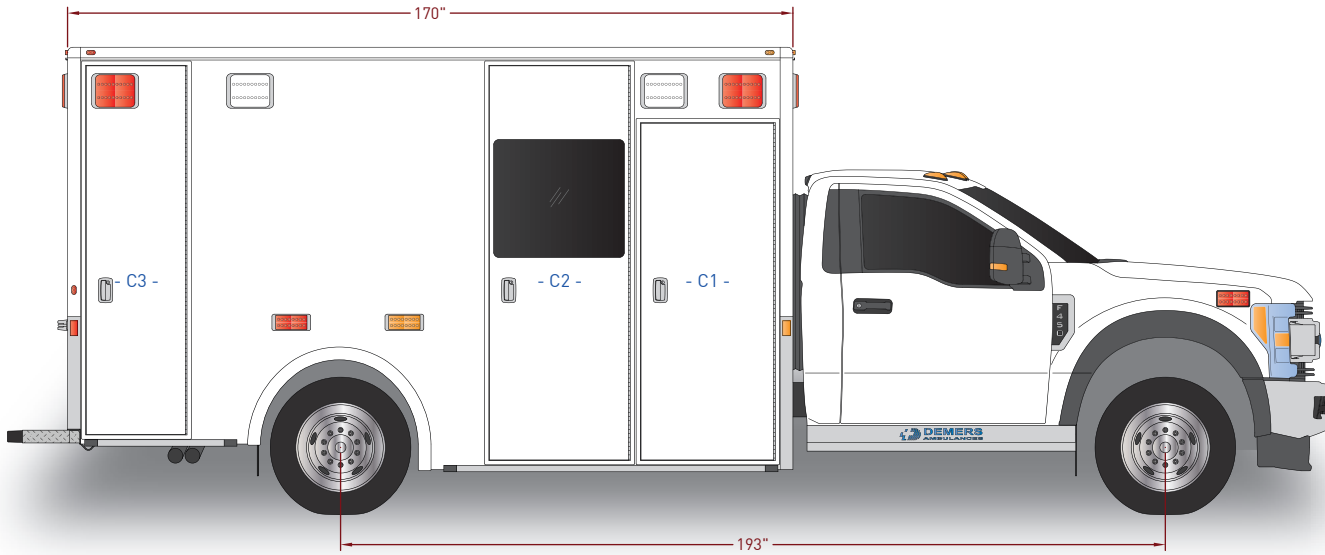
Date: 2019-01-31 rev.0
Scale: 1:45
Designer: BL



MXP170E-Ford

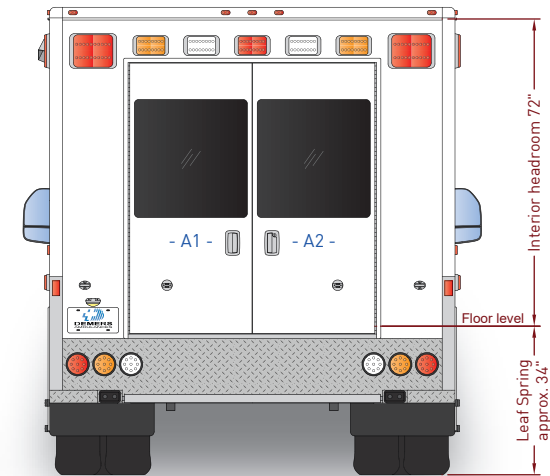
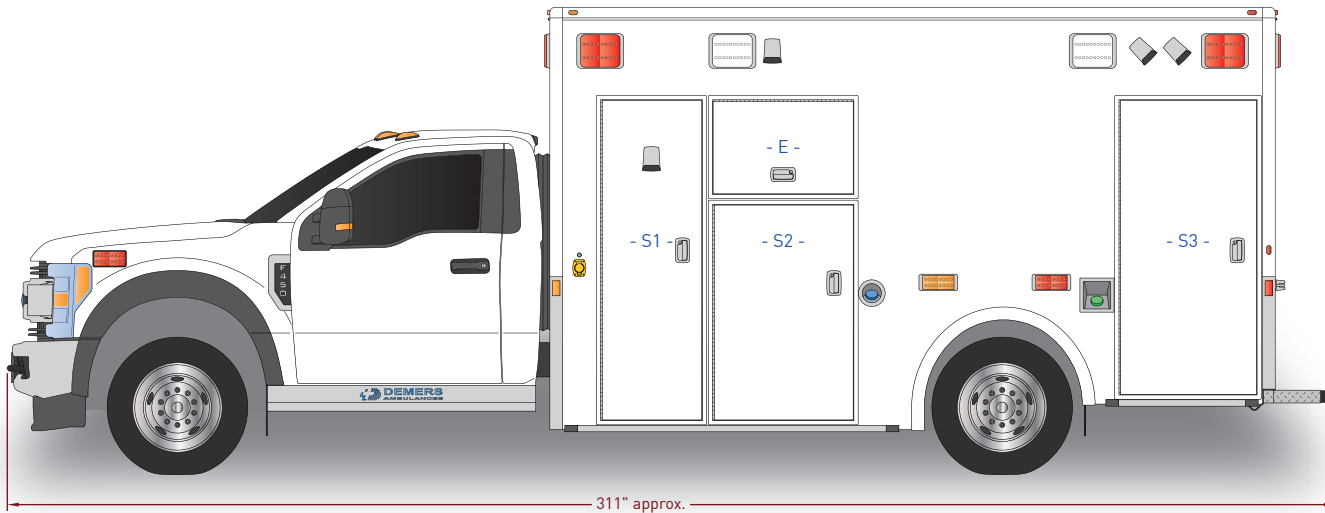
General exterior - Exterior dimensions

Date: 2019-01-31 rev.0
 Scale: 1:45
 Designer: BL



Note

The total height of the vehicle can be different according to chassis and suspensions



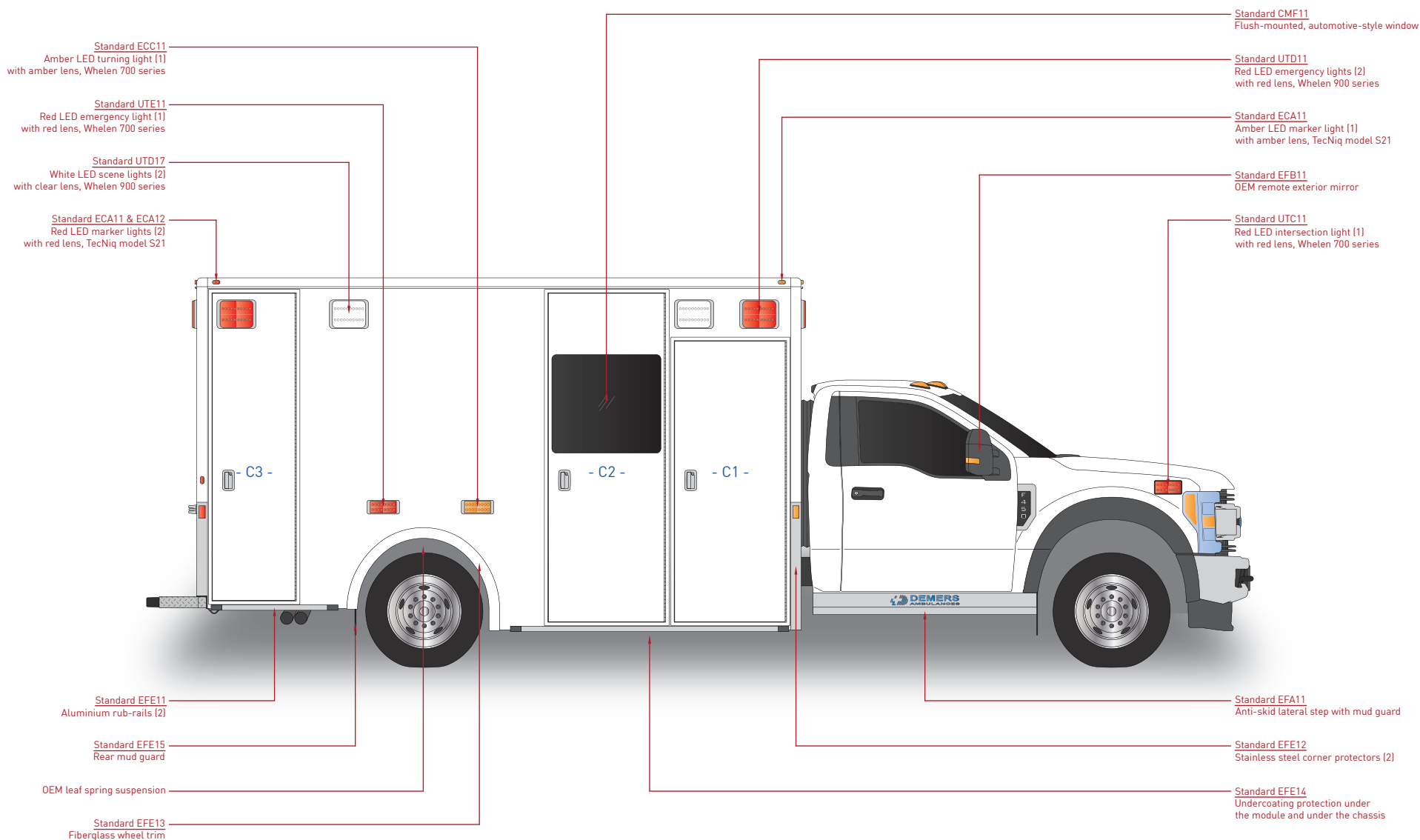
Note

The rear loading height of the vehicle can be different according to chassis and suspensions

MXP170E-Ford

Curbside exterior - Standard

Date: 2019-01-31 rev.0
 Scale: 1:40
 Designer: BL

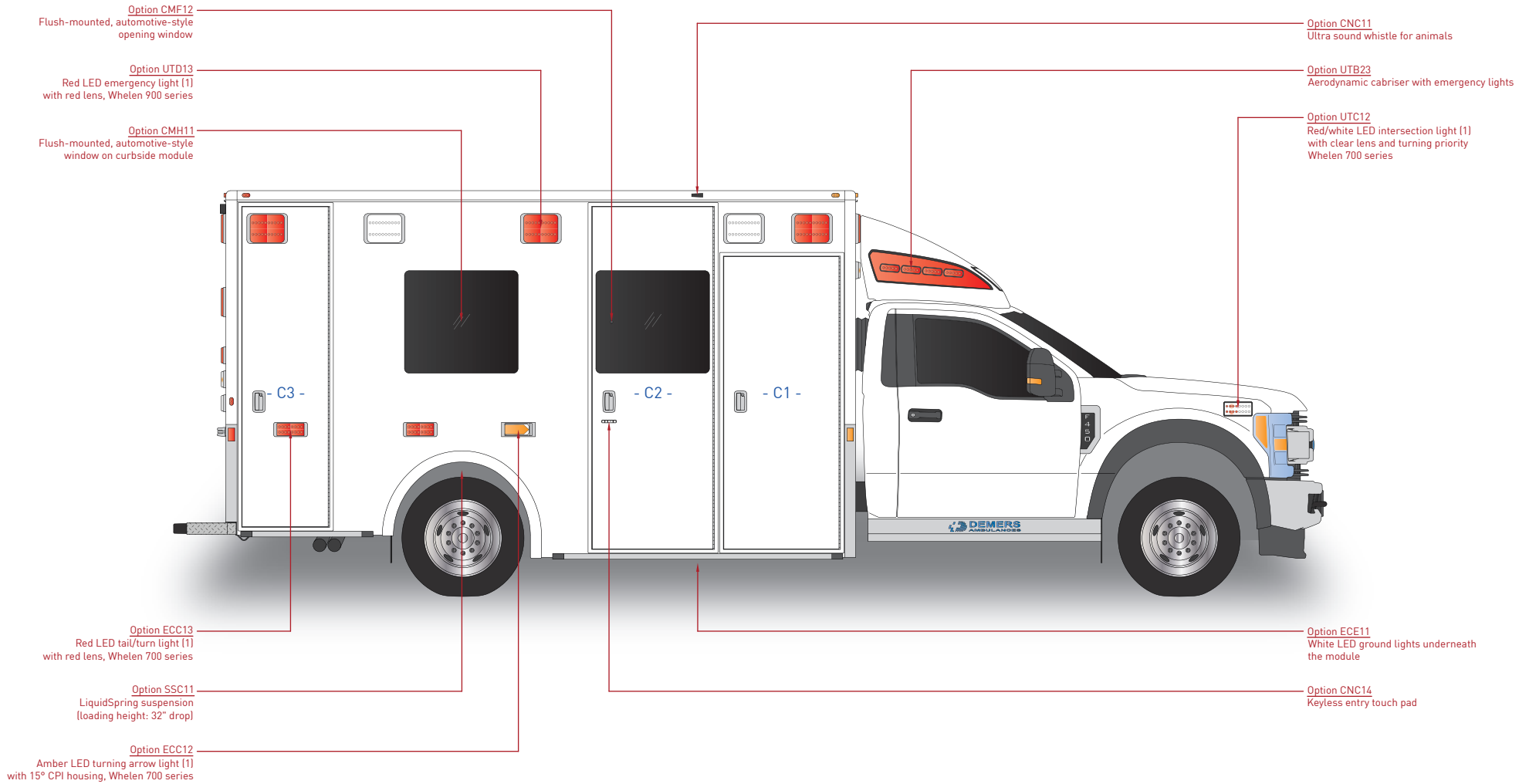


Compartment	Opening L x H	Interior dimensions L x H x D
C1	27.75" x 55.75"	30.25" x 57.25" x 32.00"
C2	29.25" x 88.75"	-
C3	20.00" x 82.75"	20.75" x 84.25" x 18.50"

MXP170E-Ford

Curbside exterior - With options

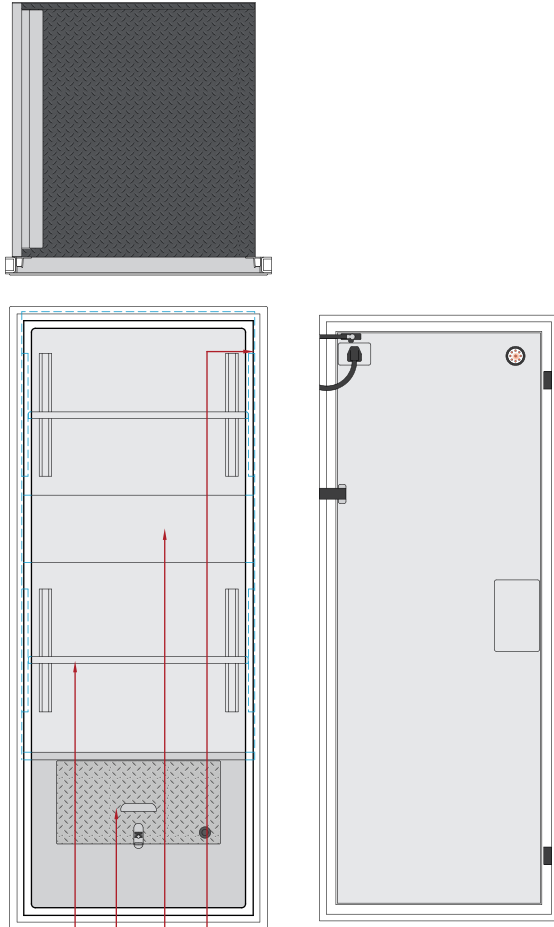
Date: 2019-01-31 rev.0
 Scale: 1:40
 Designer: BL



Compartment	Opening L x H	Interior dimensions L x H x D
C1	27.75" x 55.75"	30.25" x 57.25" x 32.00"
C2	29.25" x 88.75"	-
C3	20.00" x 82.75"	20.75" x 84.25" x 18.50"

Standard

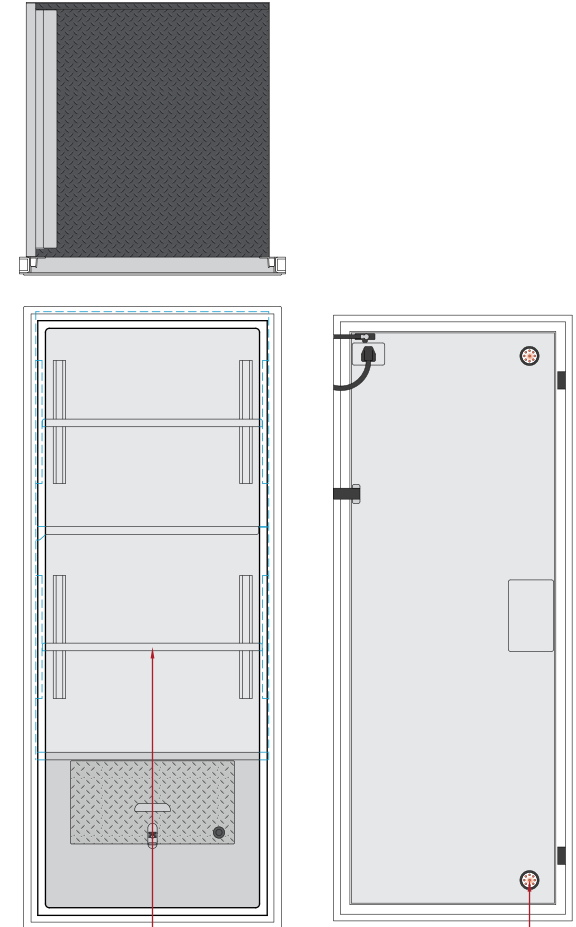
Standard CME11
 Storage compartment (C1) for batteries
 and ALS compartment access



- Standard FBB12
ALS compartment with in/out access, LED lighting and two adjustable shelves
- Standard SEA13
Heavy duty slide-out drawer for conversion batteries
- Standard FBB11
Location for storage drawer with interior access only
- Standard SEA14 & SEB15
120Vac outlet (1) and 12Vdc outlet (1)

Option

Standard CME11
 Storage compartment (C1) for batteries
 and ALS compartment access



- Option FBB12
ALS compartment with in/out access, two adjustable shelves, one fixed shelf and LED lighting
- Option UTG12
Two red LED emergency lights recessed on each door panels

MXP170E-Ford

Curbside exterior - C2 compartment configurations

Date: 2019-01-31 rev.0
 Scale: 1:25
 Designer: BL

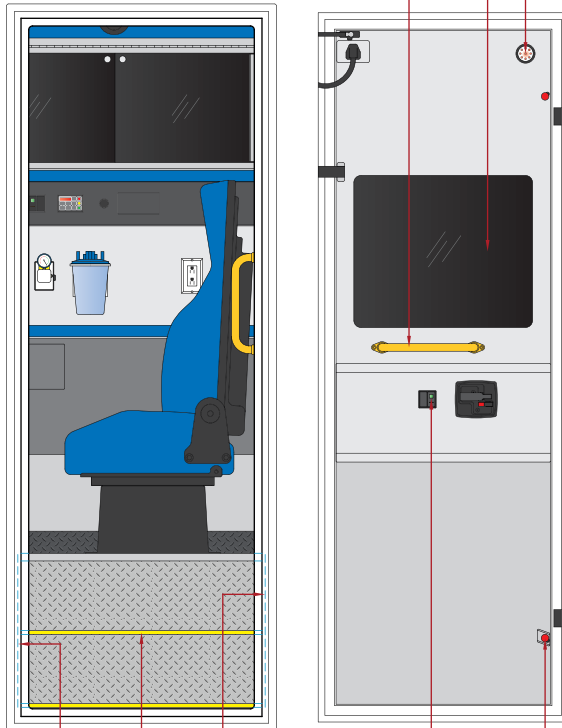
Standard

Standard CMF11
 Access door (C2) with flush-mounted window

Standard UTG11
 Upper red LED emergency light (1)
 recessed on each door panels

Standard CMF11
 Flush-mounted window

Standard BSD12
 12" entry grab bar, yellow



Standard CMJ13
 White LED step light

Entry door with two steps
 approx height: 9.5"

Access panel for conversion batteries

Lock/unlock switch for all doors of the module

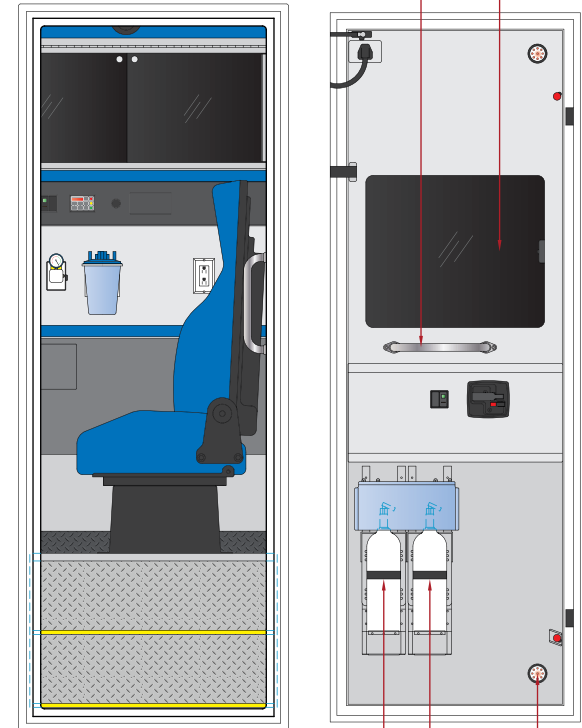
Emergency door releases (2)

Option

Option CMF12
 Access door (C2) with flush-mounted opening window

Option CMF12
 Flush-mounted, automotive-style
 opening window

Option BSD11
 12" entry grab bar, chrome



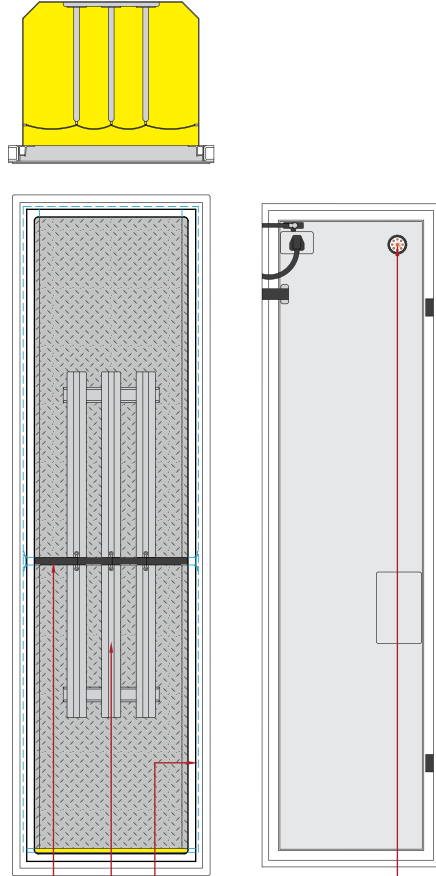
Option OXF11
 Storage for two D oxygen cylinders
 with straps and protector

Option OXF12
 Storage for two E oxygen cylinders
 with straps and protector

Option UTG12
 Two red LED emergency lights
 recessed on each door panels

Standard

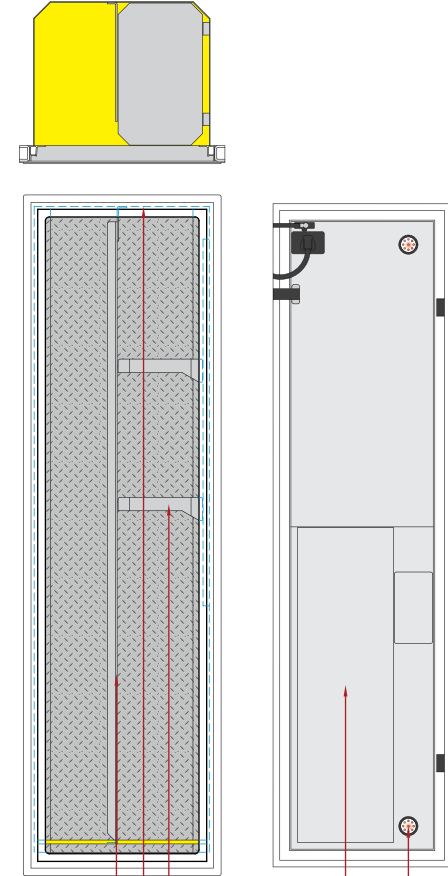
Standard CMG11 & CMG12
 Three Premium adjustable dividers
 with retaining straps



- Standard CMG12
Retaining straps with velcro
- Standard CMG12
Three Premium adjustable dividers
- Standard CMJ12
High intensity tube lights
- Standard UTG11
Upper red LED emergency light [1]
recessed on each door panels

Option

Option CMG11 & CMG13
 Stair chair location with two adjustable shelves
 and one full height divider

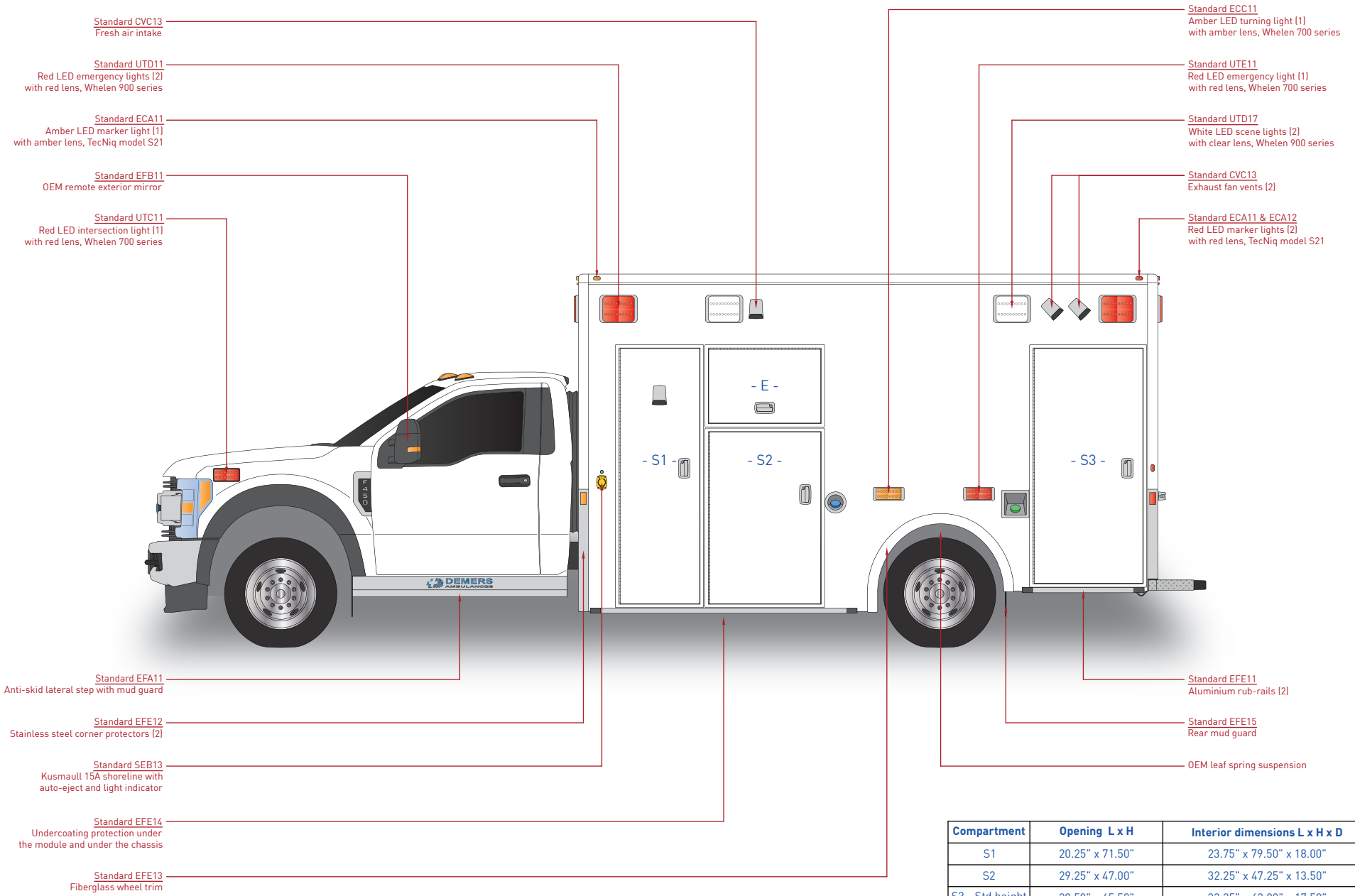


- Option CMG13
Full height fixed divider
- Option CMJ13
4" round LED light on top of the compartment
- Option CMG13
Two adjustable shelves
- Option CMG13
Recessed pocket for stair chair, easy storage
- Option UTG12
Two red LED emergency lights
recessed on each door panels

MXP170E-Ford

Streetside exterior - Standard

Date: 2019-01-31 rev.0
 Scale: 1:40
 Designer: BL




Compartment	Opening L x H	Interior dimensions L x H x D
S1	20.25" x 71.50"	23.75" x 79.50" x 18.00"
S2	29.25" x 47.00"	32.25" x 47.25" x 13.50"
S3 - Std height	28.50" x 65.50"	33.25" x 42.00" x 17.50"
E	29.25" x 18.50"	-

MXP170E-Ford

Streetside exterior - With options

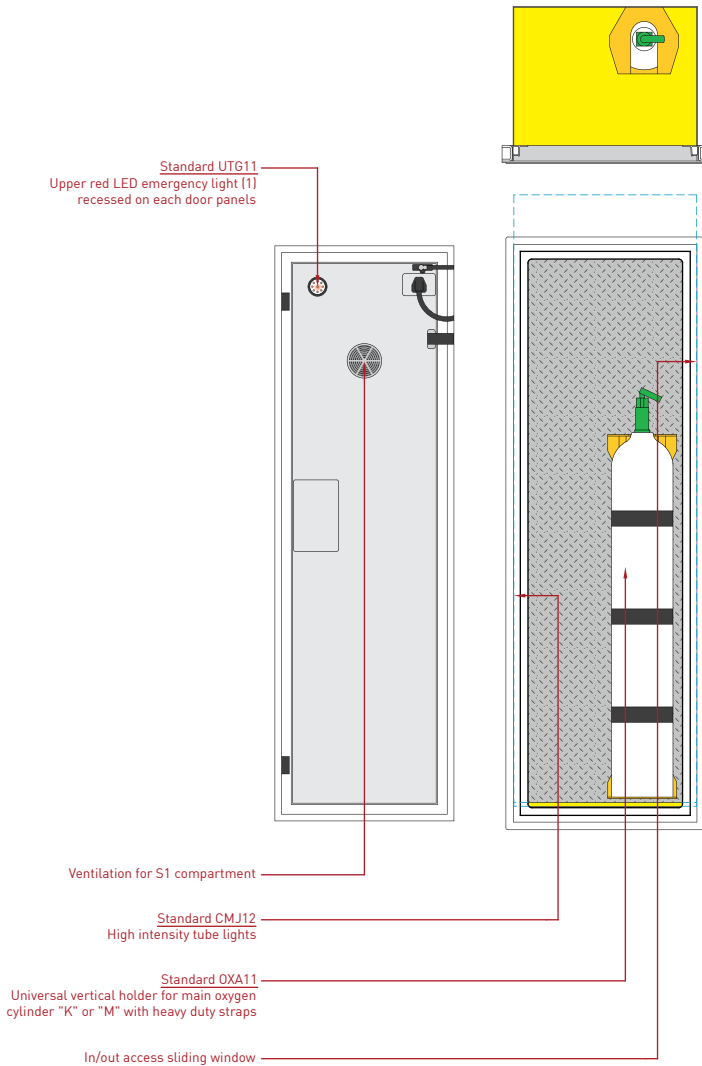
Date: 2019-01-31 rev.0
 Scale: 1:40
 Designer: BL



Compartment	Opening L x H	Interior dimensions L x H x D
S1	20.25" x 71.50"	23.75" x 79.50" x 18.00"
S2	29.25" x 47.00"	32.25" x 47.25" x 13.50"
S3 - Full height	28.50" x 65.50"	33.25" x 60.75" x 17.50"
E	29.25" x 18.50"	-

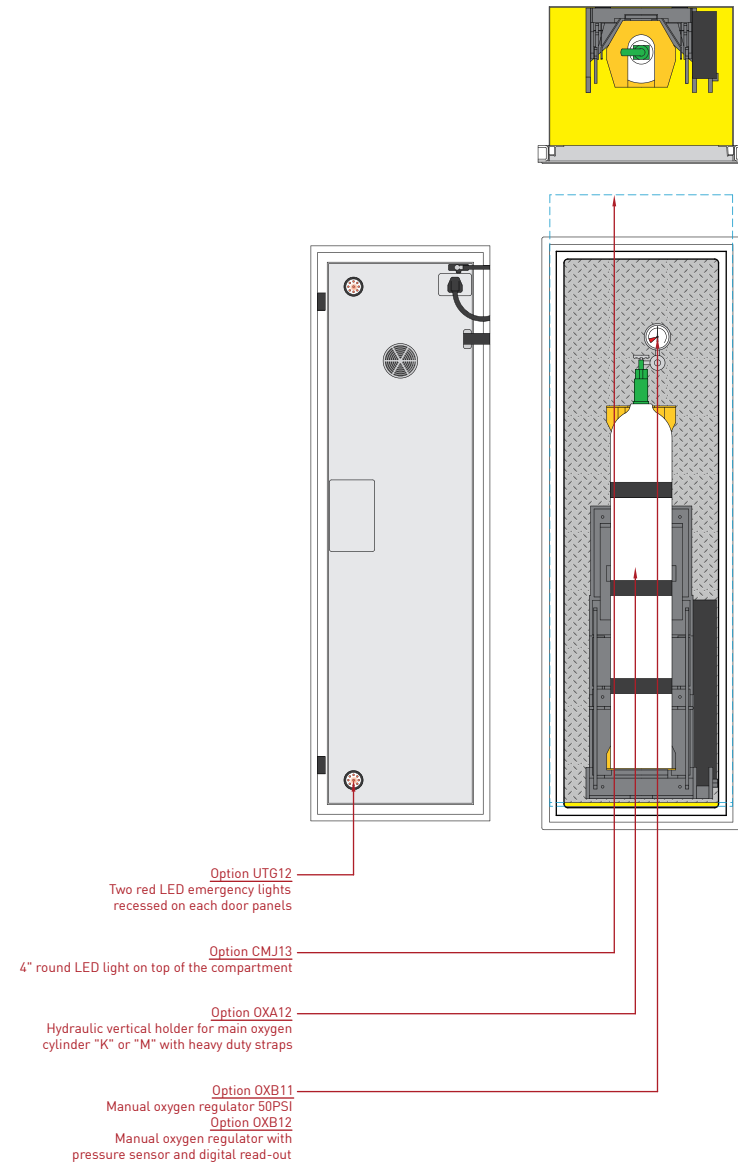
Standard

Standard CMA11 & OXA11
 Storage compartment (S1) with universal vertical holder
 for main oxygen cylinder "K" or "M"



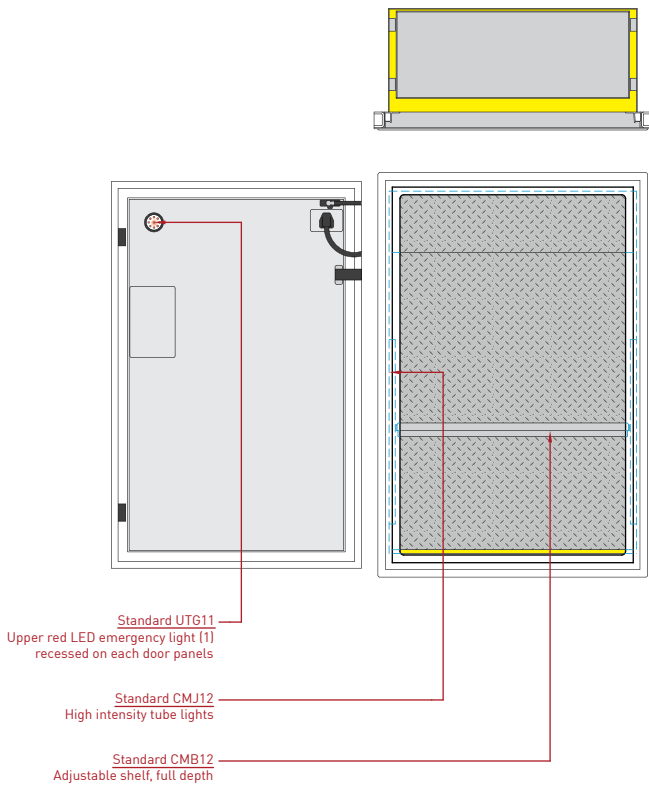
Option

Option CMA11 & OXA12
 Storage compartment (S1) with hydraulic holder
 for vertical oxygen cylinder "K" or "M"



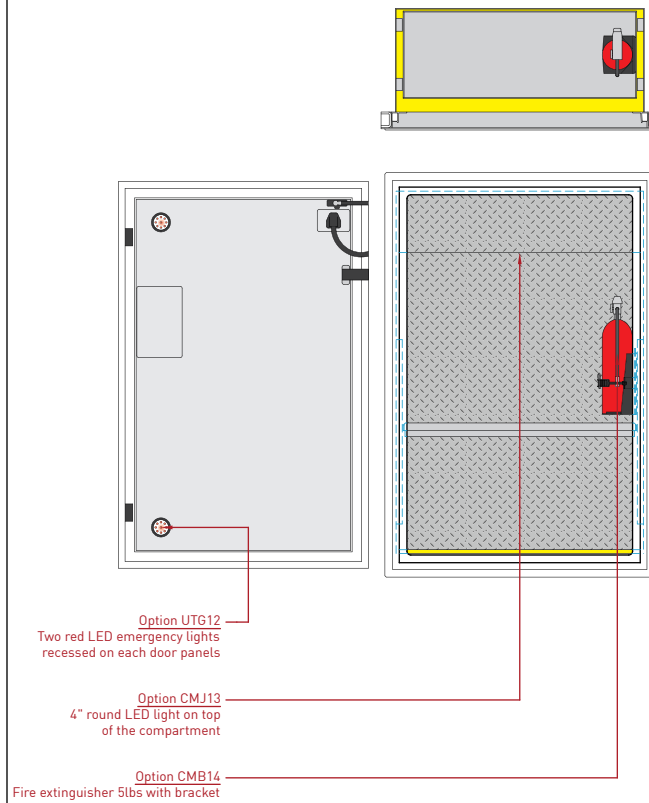
Standard

Standard CMB11 & CMB12
 Storage compartment (S2) with
 one adjustable full depth shelf



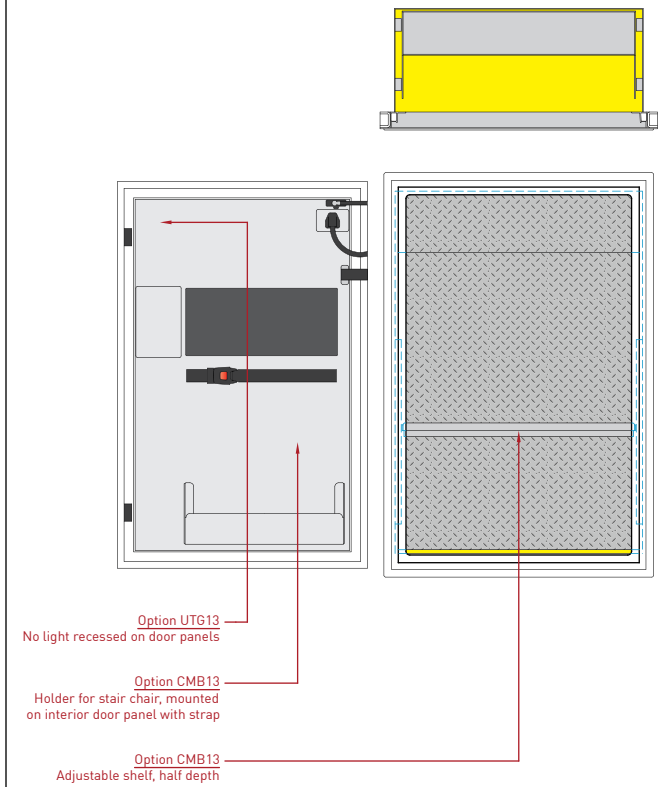
Option

Standard CMB11 & CMB12
 Storage compartment (S2) with
 one adjustable full depth shelf



Option

Option CMB11 & CMB13
 Storage compartment (S2) with one adjustable
 half depth shelf and stair chair holder on door



Standard

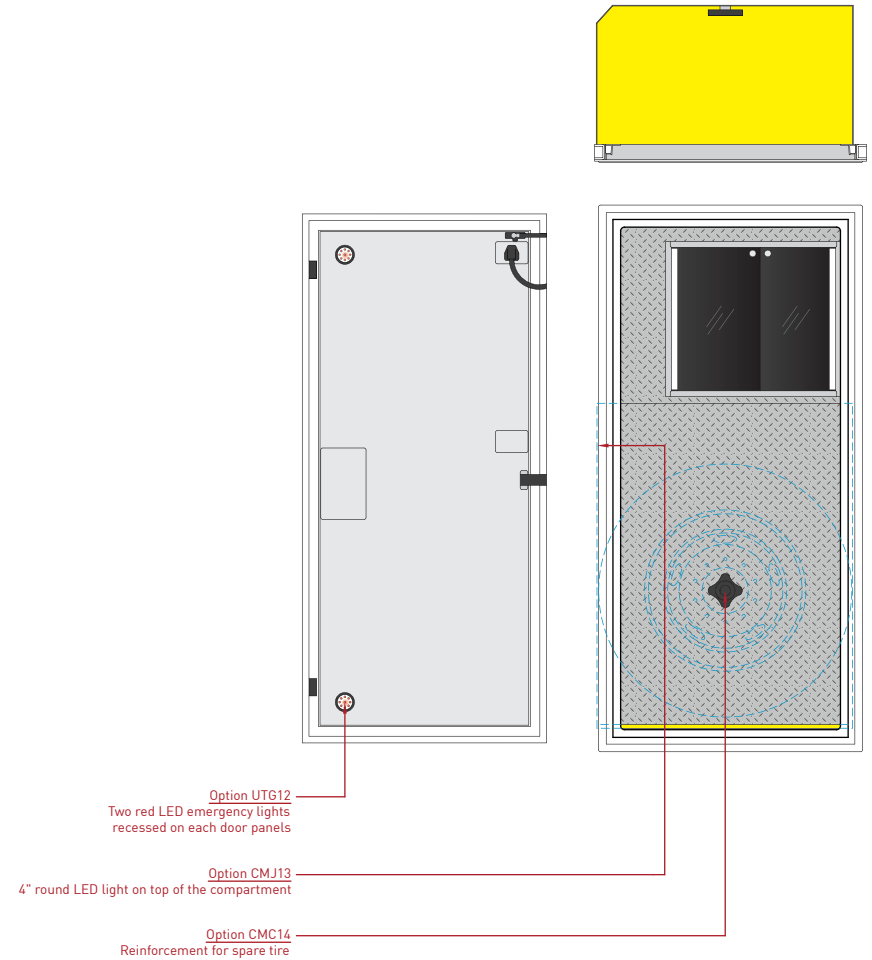
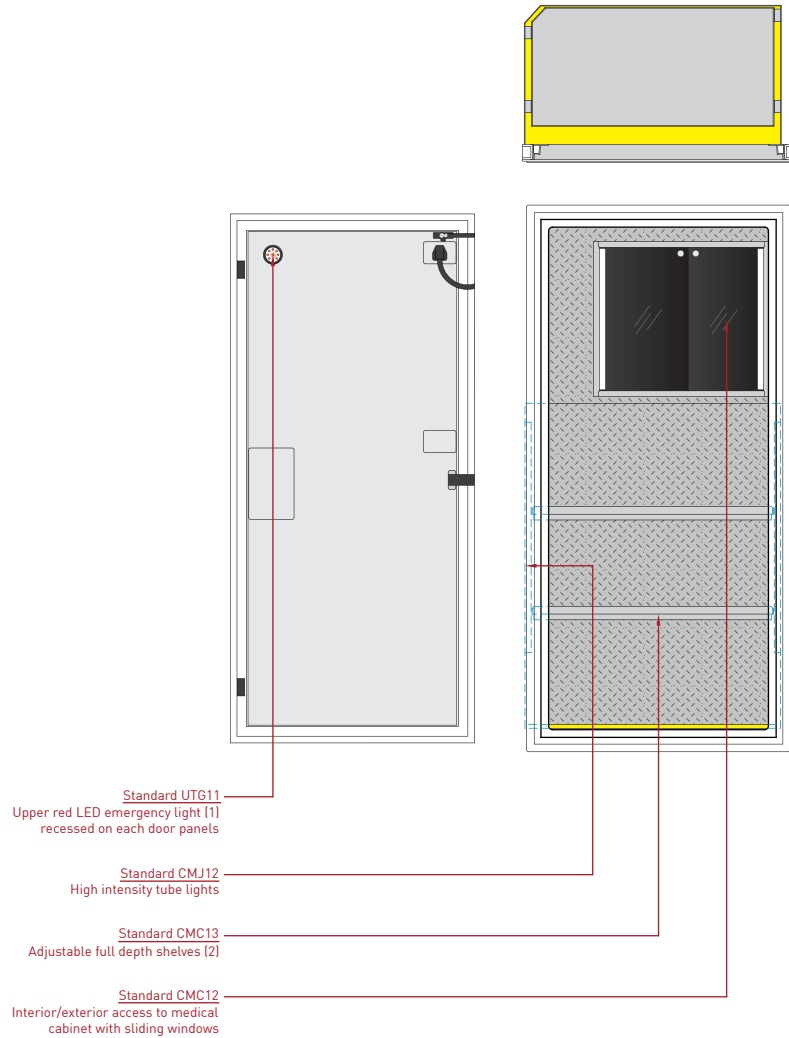
Standard CMC12 & CMC13

Storage compartment (S3) with interior/exterior access and two adjustable full depth shelves

Option

Option CMC12 & CMC14

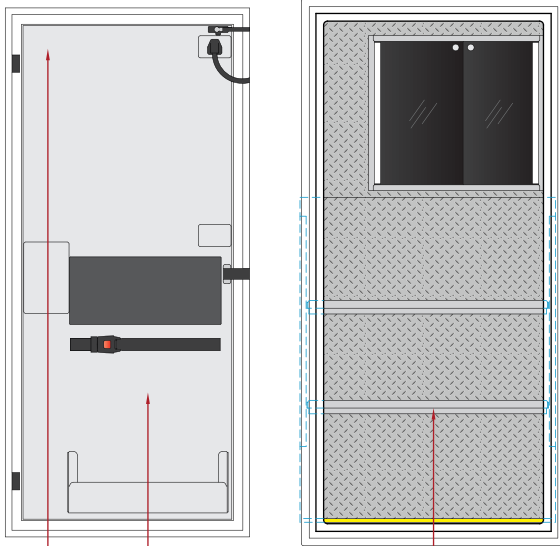

Storage compartment (S3) with interior/exterior access and reinforcement for spare tire



Option

Option CMC12 & CMC15

Storage compartment (S3) with interior/exterior access, two adjustable half depth shelves and stair chair holder on door



Option UTG13
No light recessed on door panels

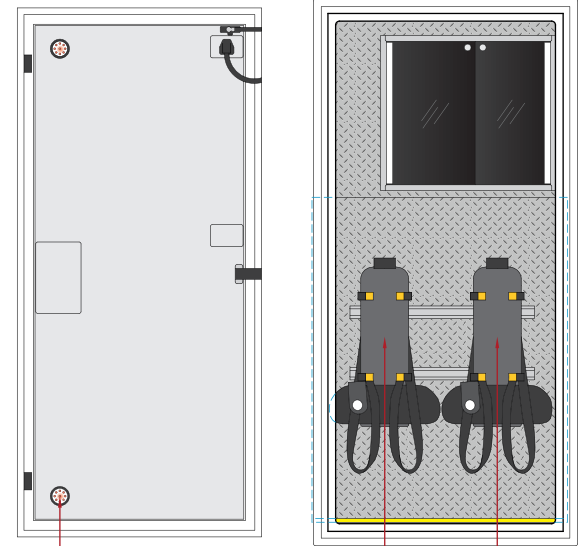

Option CMC15
Holder for stair chair, mounted on interior door panel with strap

Option CMC15
Adjustable half depth shelves (2)

Option

Option CMC12 & CMC18

Storage compartment (S3) with interior/exterior access and reinforcement/anchors for two S.C.B.A.

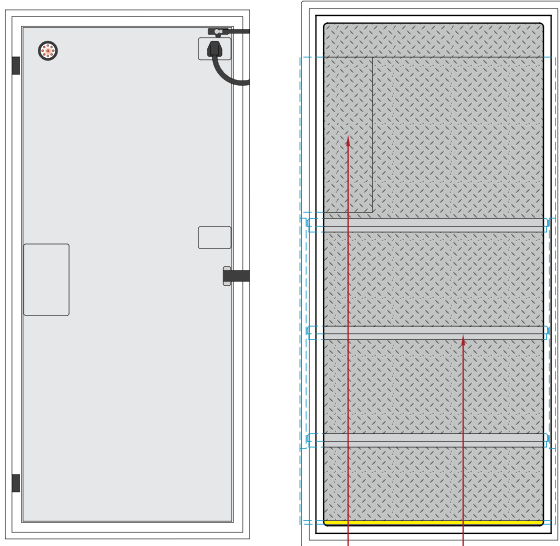



Option UTG12
Two red LED emergency lights recessed on each door panels

Option CMC18
Reinforcement and anchors for two S.C.B.A. (S.C.B.A. not included)

Option

Option CMC11 & CMC16
Full height storage compartment (S3)
with three adjustable full depth shelves
Standard MCA12
Medical cabinet with CPR seat

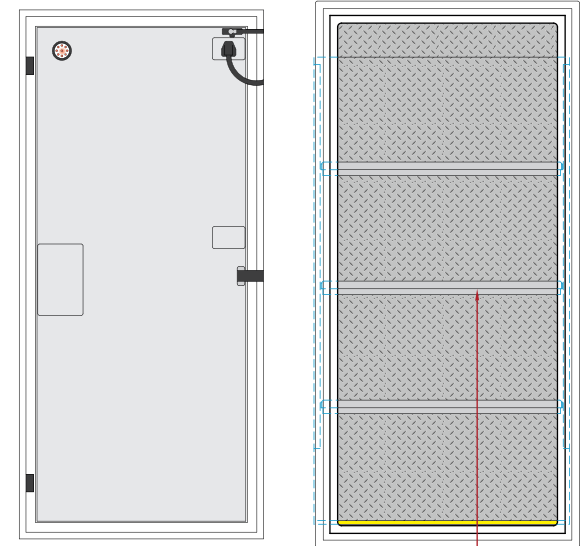


Standard MCA12
The cardiac monitor cavity reduces
space inside S3 compartment

Option CMC16
Three adjustable full depth shelves

Option

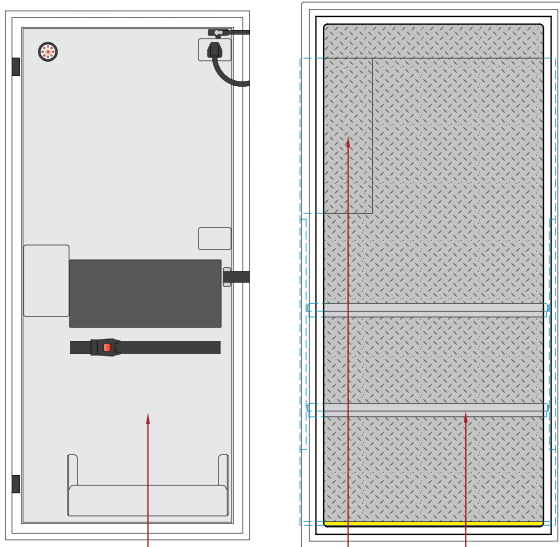
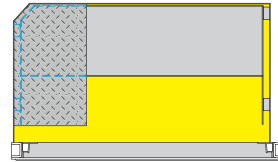
Option CMC11 & CMC16
Full height storage compartment (S3)
with three adjustable full depth shelves
Option MCA14 or MCA16
Medical cabinet with CPR captain seat or full medical cabinet



Option CMC16
Three adjustable full depth shelves

Option

Option CMC11 & CMC17
 Full height storage compartment (S3) with two adjustable
 half depth shelves and stair chair holder on door
Standard MCA12
 Medical cabinet with CPR seat



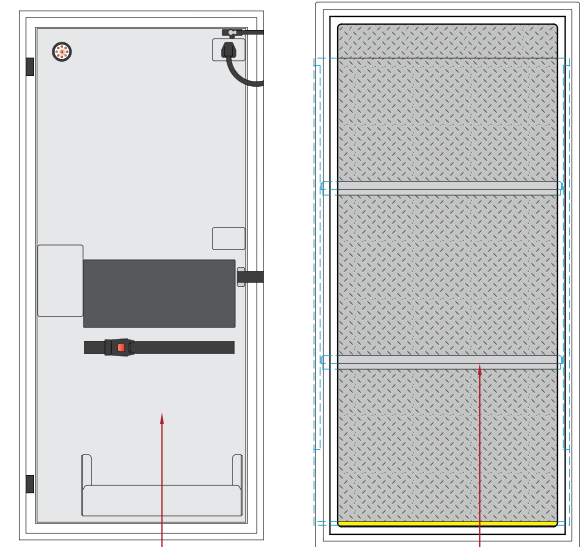

Option CMC15
 Holder for stair chair, mounted
 on interior door panel with strap

Standard MCA12
 The cardiac monitor cavity reduces
 space inside S3 compartment

Option CMC15
 Adjustable half depth shelves (2)

Option

Option CMC11 & CMC15
 Full height storage compartment (S3) with two adjustable
 half depth shelves and stair chair holder on door
Option MCA14 or MCA16
 Medical cabinet with CPR captain seat or full medical cabinet

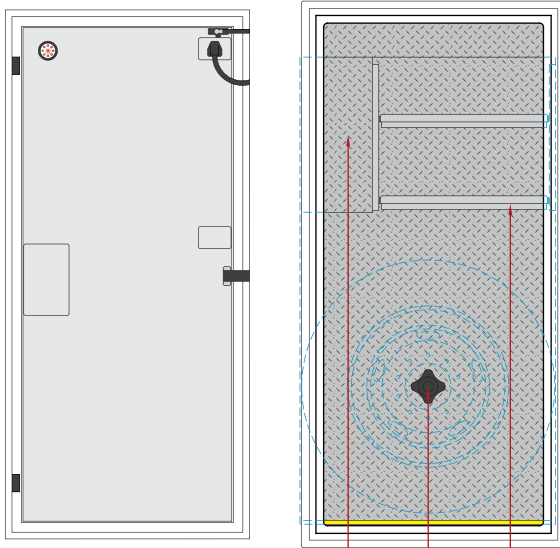
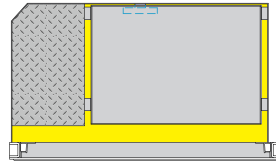


Option CMC15
 Holder for stair chair, mounted
 on interior door panel with strap

Option CMC15
 Adjustable half depth shelves (2)

Option

Option CMC11 & CMC17
 Full height storage compartment (S3) with two adjustable
 full depth shelves and reinforcement for spare tire
Standard MCA12
 Medical cabinet with CPR seat



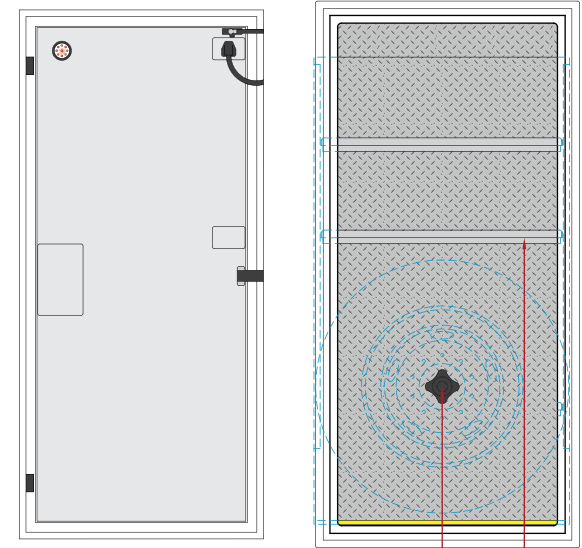
Standard MCA12
 The cardiac monitor cavity reduces
 space inside S3 compartment

Option CMC17
 Reinforcement for spare tire

Option CMC17
 Two adjustable full depth shelves

Option

Option CMC11 & CMC17
 Full height storage compartment (S3) with two adjustable
 full depth shelves and reinforcement for spare tire
Option MCA14 or MCA16
 Medical cabinet with CPR captain seat or full medical cabinet

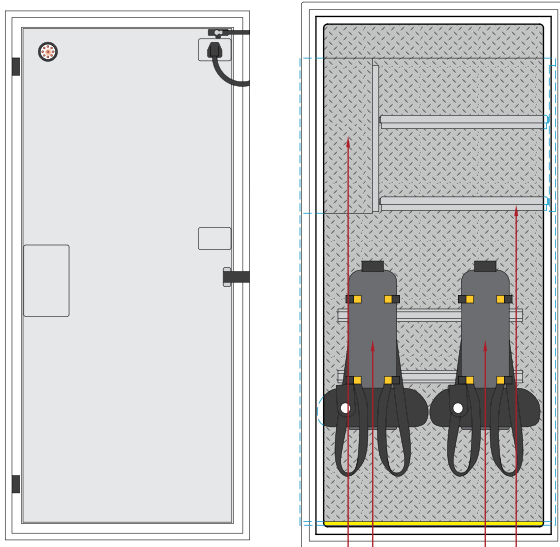
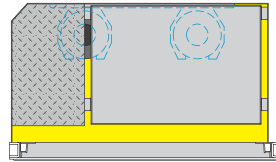


Option CMC17
 Reinforcement for spare tire

Option CMC17
 Two adjustable full depth shelves

Option

Option CMC11 & CMC19
 Full height storage compartment (S3) with two adjustable full depth shelves and reinforcement/anchors for two S.C.B.A.
Standard MCA12
 Medical cabinet with CPR seat



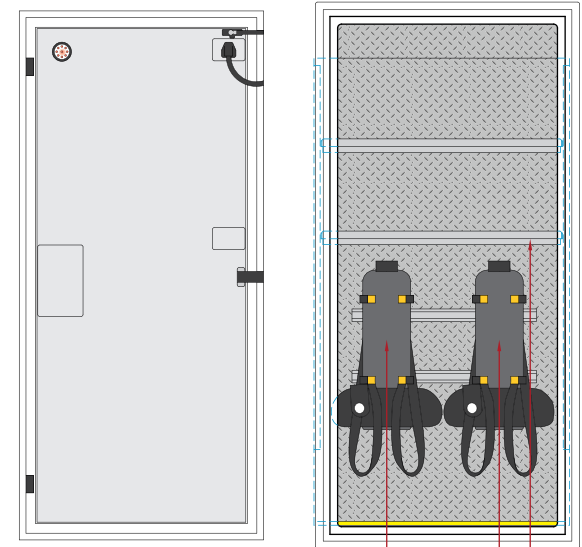
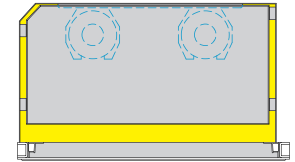
Standard MCA12
 The cardiac monitor cavity reduces space inside S3 compartment

Option CMC19
 Reinforcement and anchors for two S.C.B.A.
 (S.C.B.A. not included)

Option CMC19
 Two adjustable full depth shelves


Option

Option CMC11 & CMC19
 Full height storage compartment (S3) with two adjustable full depth shelves and reinforcement/anchors for two S.C.B.A.
Option MCA14 or MCA16
 Medical cabinet with CPR captain seat or full medical cabinet



Option CMC19
 Reinforcement and anchors for two S.C.B.A.
 (S.C.B.A. not included)


Option CMC19
 Two adjustable full depth shelves



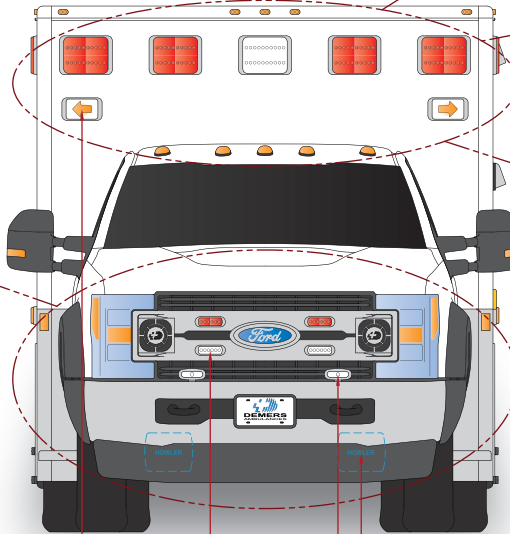
MXP170E-Ford

Front exterior - With options

Date: 2019-01-31 rev.0
 Scale: 1:40
 Designer: BL

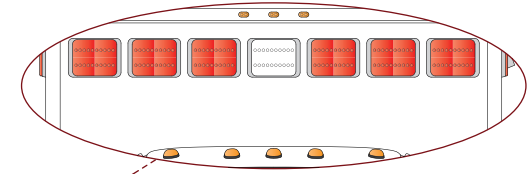


Option EFF12
 High polish finish front bumper with grille guard
 Ali Arc, model FDR279

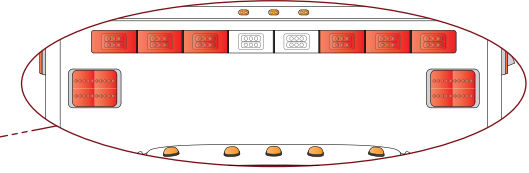


Option ECB11
 Amber LED arrow turning lights (2)
 Whelen 600 series

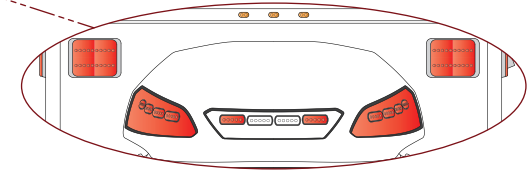
Option UTA14
 White LED wig-wag lights (2)
 with clear lens, Whelen 500 series



Option UTB17
 Red LED emergency lights (6) with red lens
 White emergency light (1) with clear lens
 Whelen 900 series



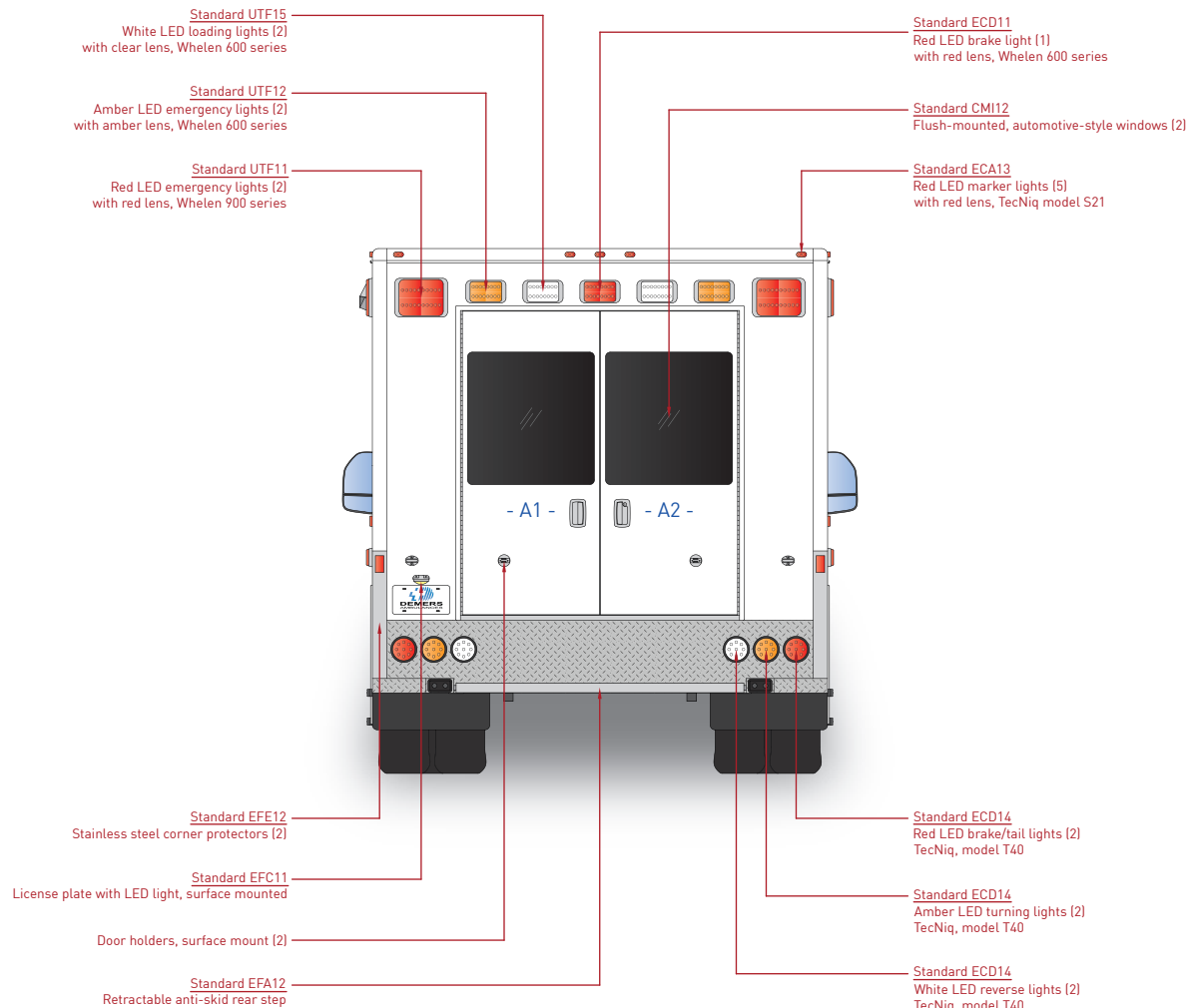
Option UTB13
 Red LED emergency lights (6) with red lens
 White emergency lights (2) with clear lens
 76" Whelen 4500 series lightbar
Option UTB15
 Additional red LED emergency lights (2) with red lens
 Whelen 900 series



Option UTB23
 Red LED emergency lights (10) with red lens
 White emergency light (2) with clear lens
 Whelen 500 series integrated in aerodynamic cabriser
Option UTB15
 Additional red LED emergency lights (2) with red lens
 Whelen 900 series

Option ASD11
 Low frequency tone speakers (2)
 located behind front bumper
 Whelen Howler

Option ECB12
 White halogen fog lights (2)
 Hella inc, model FF75
Option ECB13
 Amber halogen fog lights (2)
 Hella inc, model FF75

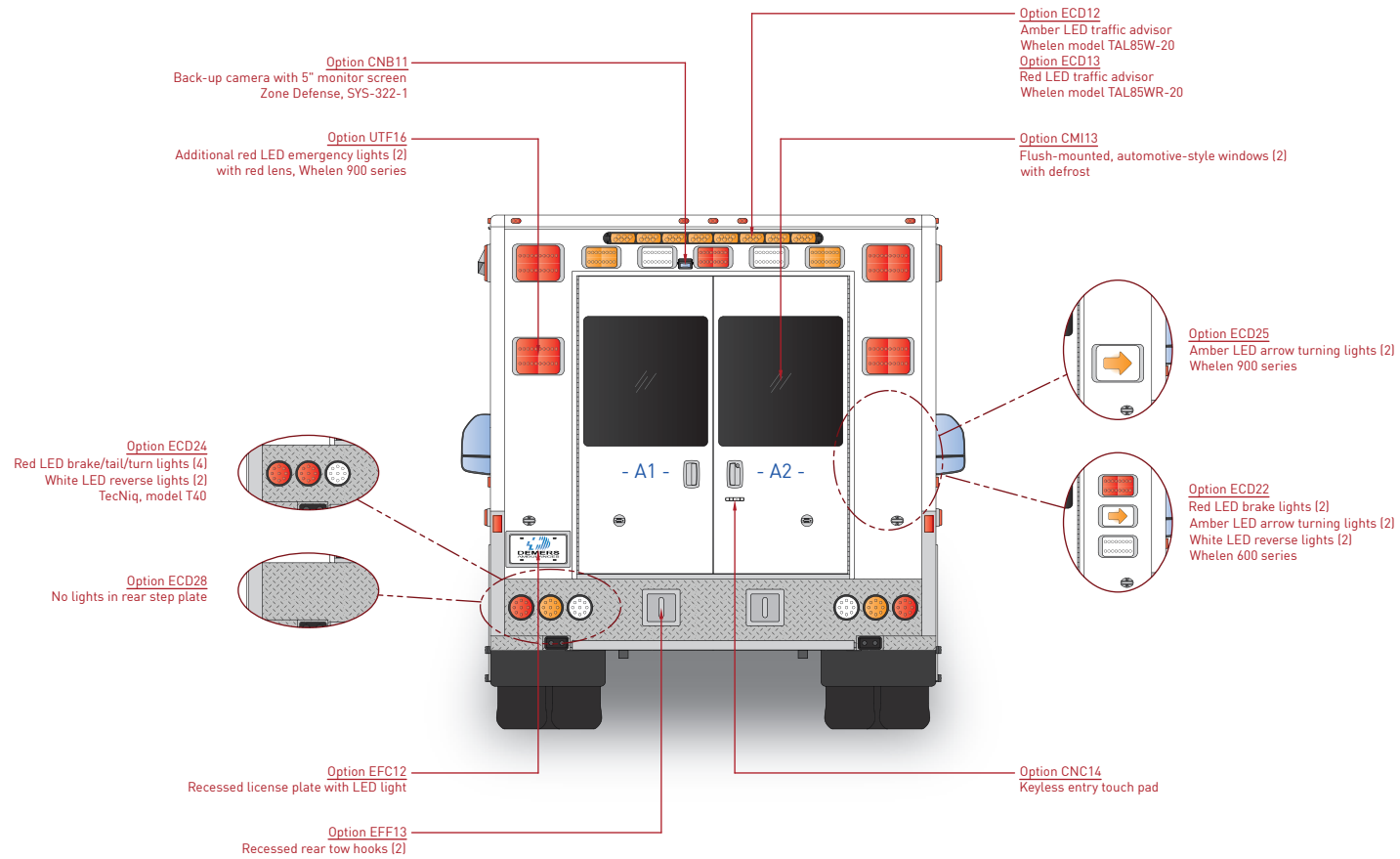


Compartment	Opening L x H	Interior dimensions L x H x D
A1 & A2	54.50" x 59.75"	-

MXP170E-Ford

Rear exterior - With options

Date: 2019-01-31 rev.0
 Scale: 1:40
 Designer: BL




Compartment	Opening L x H	Interior dimensions L x H x D
A1 & A2	54.50" x 59.75"	-

MXP170E-Ford

Exterior lights package - Whelen standard series



Date: 2019-01-31 rev.0
Scale: 1:45
Designer: BL



MXP170E-Ford

Exterior lights package - Whelen M series

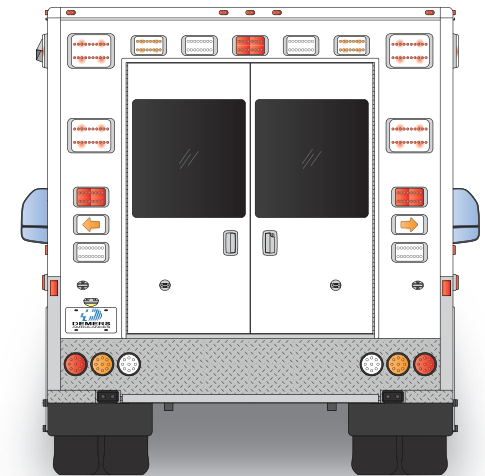
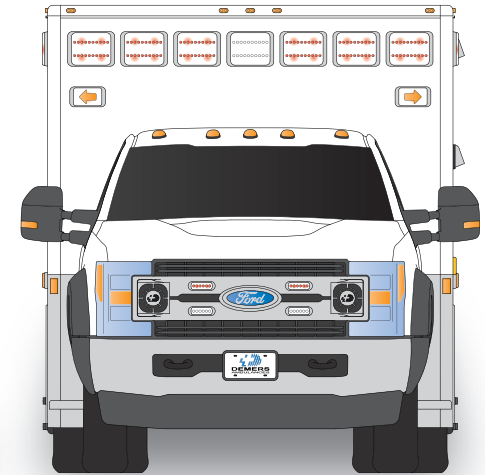
Date: 2019-01-31 rev.0
Scale: 1:45
Designer: BL



MXP170E-Ford

Exterior lights package - Clear lenses

Date: 2019-01-31 rev.0
Scale: 1:45
Designer: BL

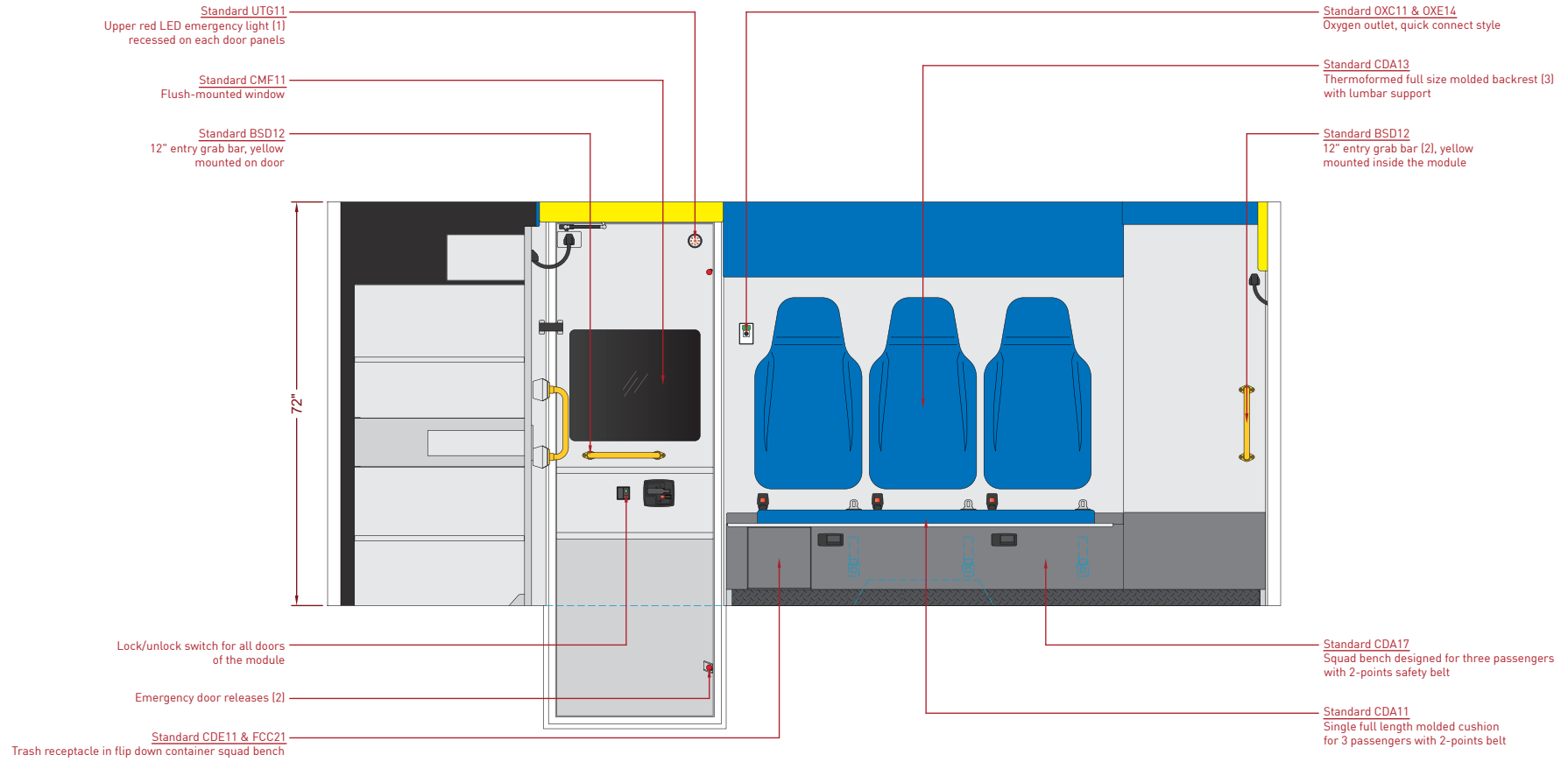


MXP170E-Ford

Curbside interior wall - Squad bench - Standard

Date: 2019-01-31 rev.0
 Scale: 1:30
 Designer: BL

Standard FTC11
 Upholstery cobalt blue for protector and seat
 Standard FTC15
 Upholstery yellow sun for entrance head protection

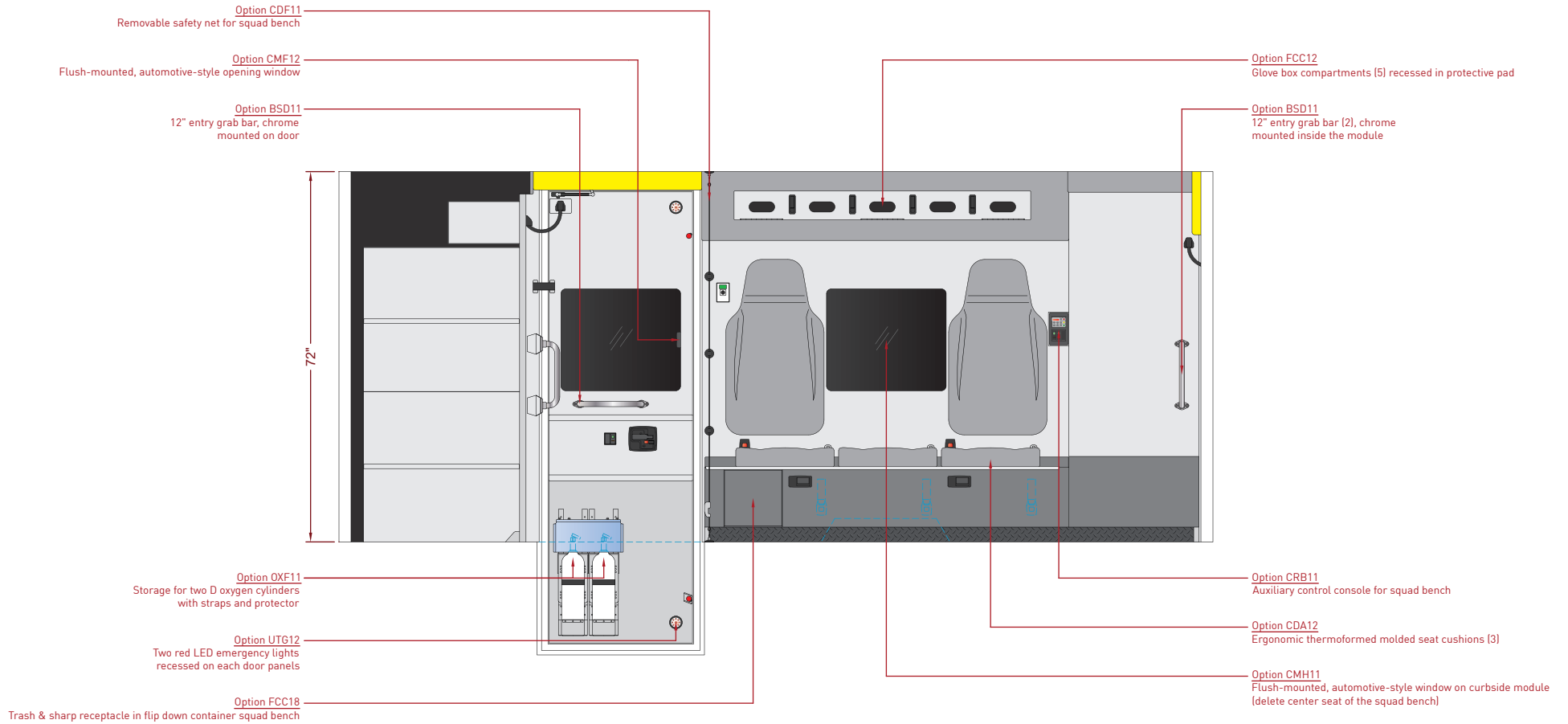


MXP170E-Ford

Curbside interior wall - Squad bench - With options

Date: 2019-01-31 rev.0
 Scale: 1:30
 Designer: BL

Option FTC17
 Upholstery ash grey for protector and seat
Standard FTC15
 Upholstery yellow sun for entrance head protection

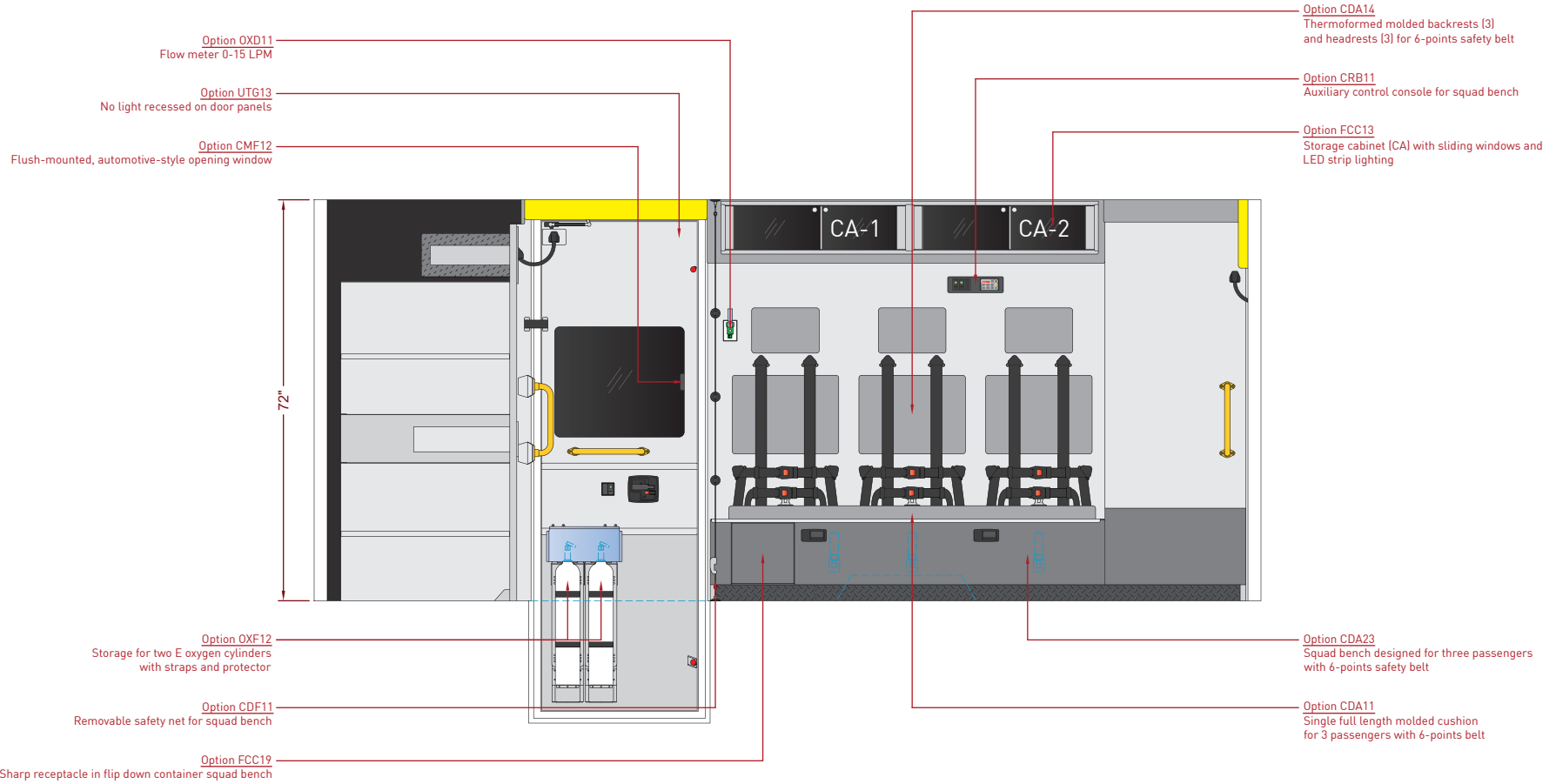


MXP170E-Ford

Curbside interior wall - Squad bench - With 6-points safety belt

Date: 2019-01-31 rev.0
 Scale: 1:30
 Designer: BL

Option FTC17
 Upholstery ash grey for protector and seat
Standard FTC15
 Upholstery yellow sun for entrance head protection



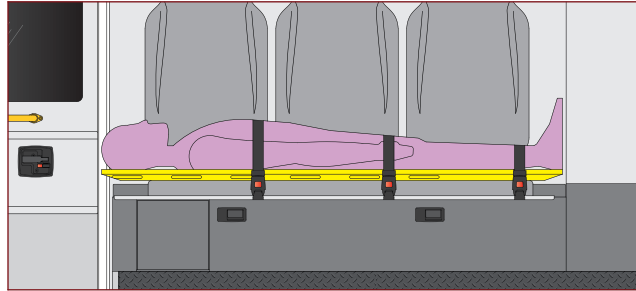
Compartment	Opening L x H	Interior dimensions L x H x D
Storage cabinet -CA-	32.25" x 8.00"	33.50" x 9.50" x 8.50"

MXP170E-Ford

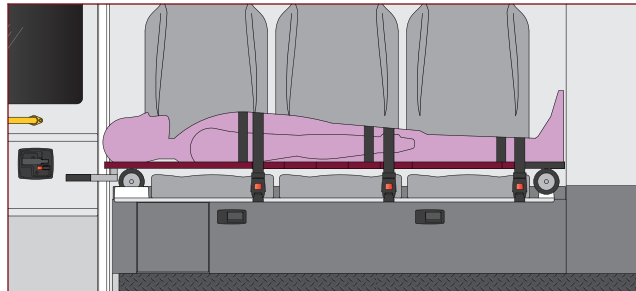
Curbside interior wall - Squad bench - With secondary patient

Date: 2019-01-31 rev.0
Scale: 1:30
Designer: BL

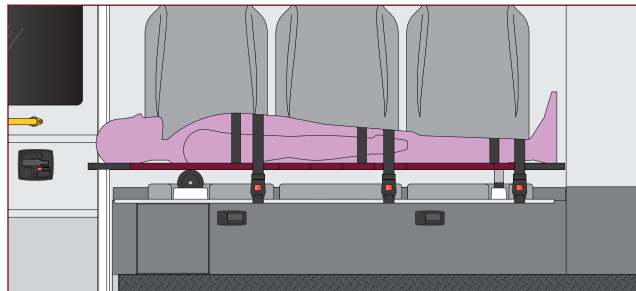
Option FTC17
Upholstery ash grey for protector and seat
Standard FTC15
Upholstery yellow sun for entrance head protection



Standard CDA17
The 2nd patient mounted on backboard is directly installed on squad bench seat cushion and secured by three safety belts



Option CDA15
The 2nd patient mounted on FW #107C is installed on wheel and post cups and secured three by safety belts



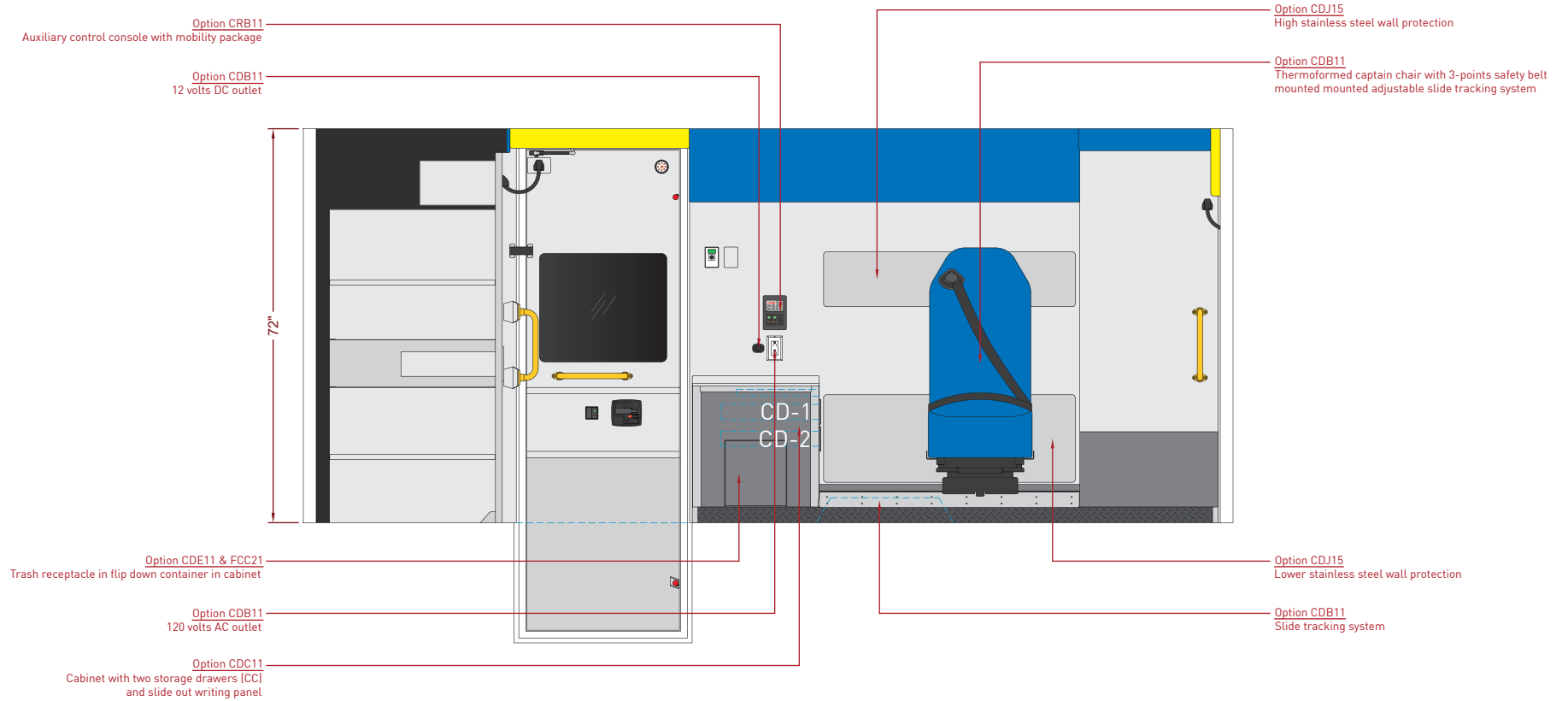
Option CDA16
The 2nd patient mounted on FW #9 is installed on wheel and post cups and secured three by safety belts

MXP170E-Ford

Curbside interior wall - Mobility seat - No option selected

Date: 2019-01-31 rev.0
 Scale: 1:30
 Designer: BL

Standard FTC11
 Upholstery cobalt blue for protector and seat
 Standard FTC15
 Upholstery yellow sun for entrance head protection



Compartment	Opening L x H	Interior dimensions L x H x D
Storage drawer -CD-	-	12.00" x 2.50" x 18.00"

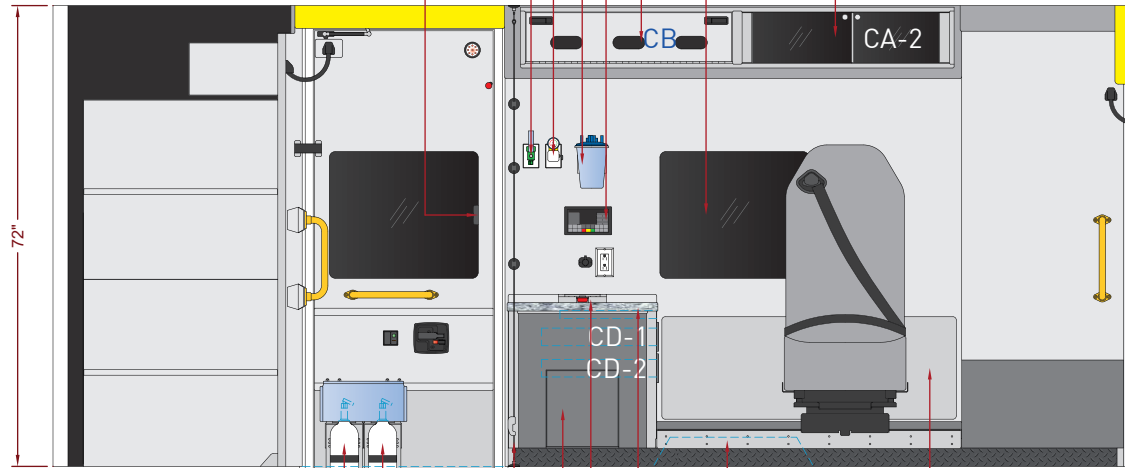
MXP170E-Ford

Curbside interior wall - Mobility seat - With options

Date: 2019-01-31 rev.0
 Scale: 1:30
 Designer: BL

Option FTC17
 Upholstery ash grey for protector and seat
Standard FTC15
 Upholstery yellow sun for entrance head protection

- Standard SUD11
Disposable canister for suction, Rico RS-4X
- Option SUD12
Suction outlet, quick connect style with regulator
- Option OXD11
Flow meter 0-15 LPM
- Option CMF12
Flush-mounted, automotive-style opening window
- Option CRB12
7" color touch screen console
- Option FCC17
Glove cabinet (CB) for three glove boxes and extra storage behind
- Option CMH11
Flush-mounted, automotive-style window on curbside module
- Option FCC17
Storage cabinet (CA) with sliding windows and LED strip lighting



- Option OXF12
Storage for two E oxygen cylinders with straps and protector
- Option UTG12
Two red LED emergency lights recessed on each door panels
- Option CDF11
Removable safety net for mobility cabinet
- Option CDE11 & FCC18
Trash & sharp receptacle in flip down container mobility cabinet
- Option CDJ13
Technimount cardiac monitor mounting base
- Option CDJ14
Technimount cardiac monitor mounting base for LifePak 15

- Option CDJ15
Lower stainless steel wall protection
- Option CDB11
Slide tracking system
- Option FCC14
Premium Demers counter top without lip on curbside cabinet

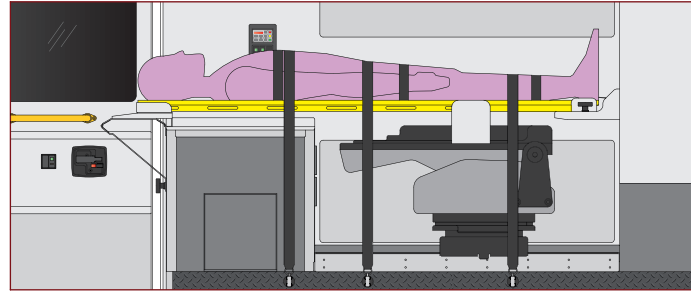
Compartment	Opening L x H	Interior dimensions L x H x D
Storage cabinet -CA-	28.50" x 8.00"	29.75" x 9.50" x 4.00"
Glove cabinet -CB-	28.50" x 8.00"	29.75" x 9.50" x 8.50"
Storage drawer -CD-	-	12.00" x 2.50" x 18.00"

MXP170E-Ford

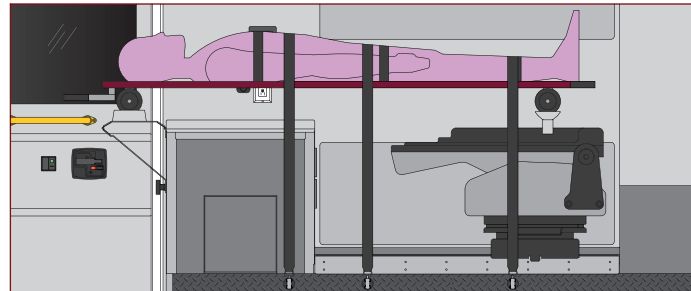
Curbside interior wall - Mobility seat - With secondary patient

Date: 2019-01-31 rev.0
Scale: 1:30
Designer: BL

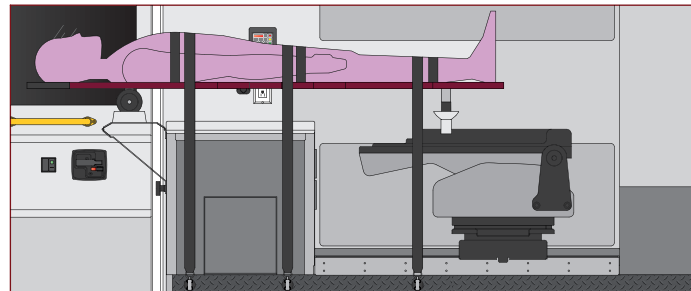
Option FTC17
Upholstery ash grey for protector and seat
Standard FTC15
Upholstery yellow sun for entrance head protection



Option CDB15
The 2nd patient mounted on backboard is installed and secured with foldable support on cabinet, removable support on rear wall and straps



Option CDB12
The 2nd patient mounted on FW #107-C is installed and secured with foldable support on cabinet, removable support on rear wall and straps



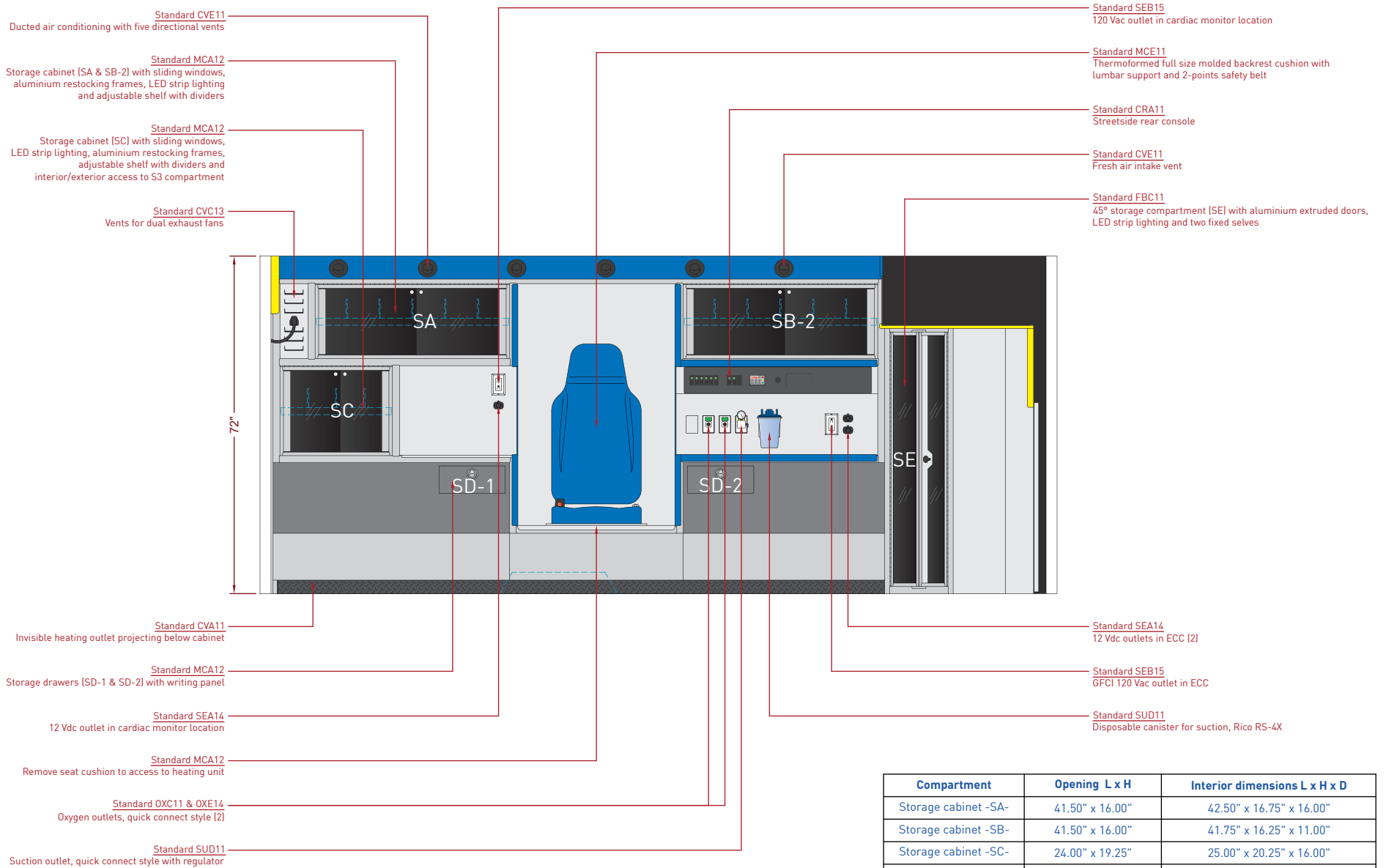
Option CDB13
The 2nd patient mounted on FW #9 is installed and secured with foldable support on cabinet, removable support on rear wall and straps

MXP170E-Ford

Streetside interior wall - CPR seat - Standard

Date: 2019-01-31 rev.0
 Scale: 1:30
 Designer: BL

Standard FTC11
 Upholstery cobalt blue for protector and seat
 Standard FTC15
 Upholstery yellow sun for entrance head protection



Compartment	Opening L x H	Interior dimensions L x H x D
Storage cabinet -SA-	41.50" x 16.00"	42.50" x 16.75" x 16.00"
Storage cabinet -SB-	41.50" x 16.00"	41.75" x 16.25" x 11.00"
Storage cabinet -SC-	24.00" x 19.25"	25.00" x 20.25" x 16.00"
Storage drawer -SD-	-	12.00" x 4.50" x 12.50"
Storage cabinet -SE-	16.50" x 54.25"	*25.50" x 57.25" x *15.75"

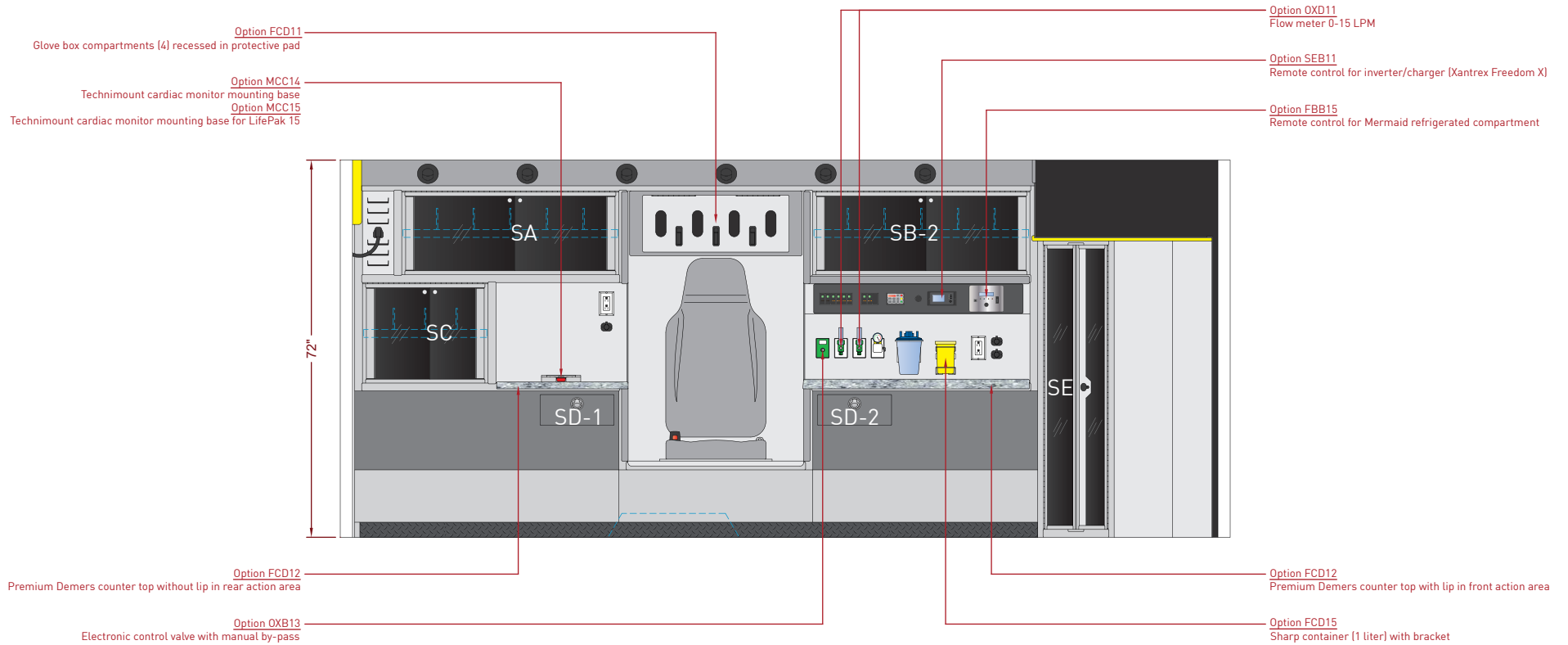
* This dimension is the maximum

MXP170E-Ford

Streetside interior wall - CPR seat - With options

Date: 2019-01-31 rev.0
 Scale: 1:30
 Designer: BL

Option FTC17
 Upholstery ash grey for protector and seat
Standard FTC15
 Upholstery yellow sun for entrance head protection



Compartment	Opening L x H	Interior dimensions L x H x D
Storage cabinet -SA-	41.50" x 16.00"	42.50" x 16.75" x 16.00"
Storage cabinet -SB-	41.50" x 16.00"	41.75" x 16.25" x 11.00"
Storage cabinet -SC-	24.00" x 19.25"	25.00" x 20.25" x 16.00"
Storage drawer -SD-	-	12.00" x 4.50" x 12.50"
Storage cabinet -SE-	16.50" x 54.25"	*25.50" x 57.25" x *15.75"

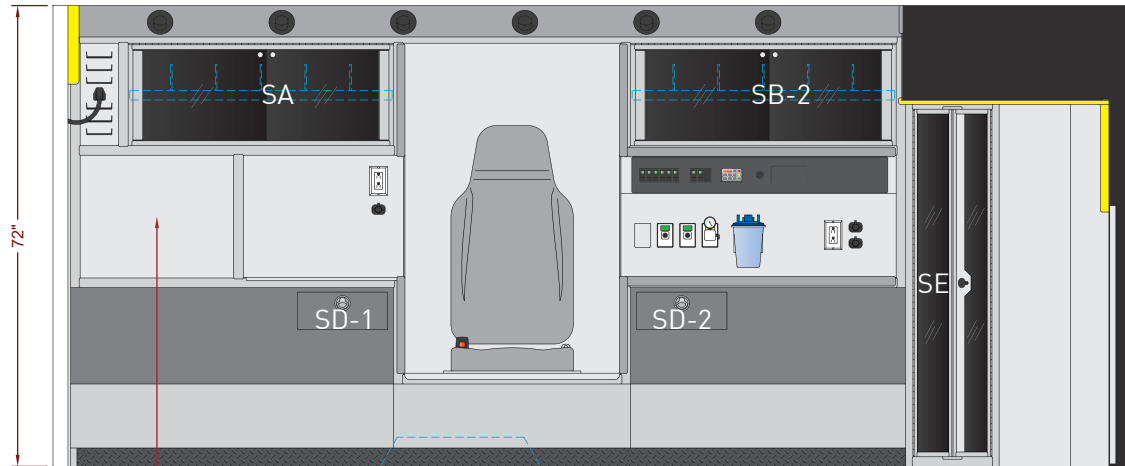
* This dimension is the maximum

MXP170E-Ford

Streetside interior wall - CPR seat - With S3 full height

Date: 2019-01-31 rev.0
 Scale: 1:30
 Designer: BL

Option FTC17
 Upholstery ash grey for protector and seat
Standard FTC15
 Upholstery yellow sun for entrance head protection



Option MCA12 & CMC11
 Medical cabinet with single CPR seat in addition
 to a full height storage compartment (S3)

NOTE: The combination of these two options
 will reduce the storage capacity inside S3 compartment

Compartment	Opening L x H	Interior dimensions L x H x D
Storage cabinet -SA-	41.50" x 16.00"	42.50" x 16.75" x 16.00"
Storage cabinet -SB-	41.50" x 16.00"	41.75" x 16.25" x 11.00"
Storage drawer -SD-	-	12.00" x 4.50" x 12.50"
Storage cabinet -SE-	16.50" x 54.25"	*25.50" x 57.25" x *15.75"

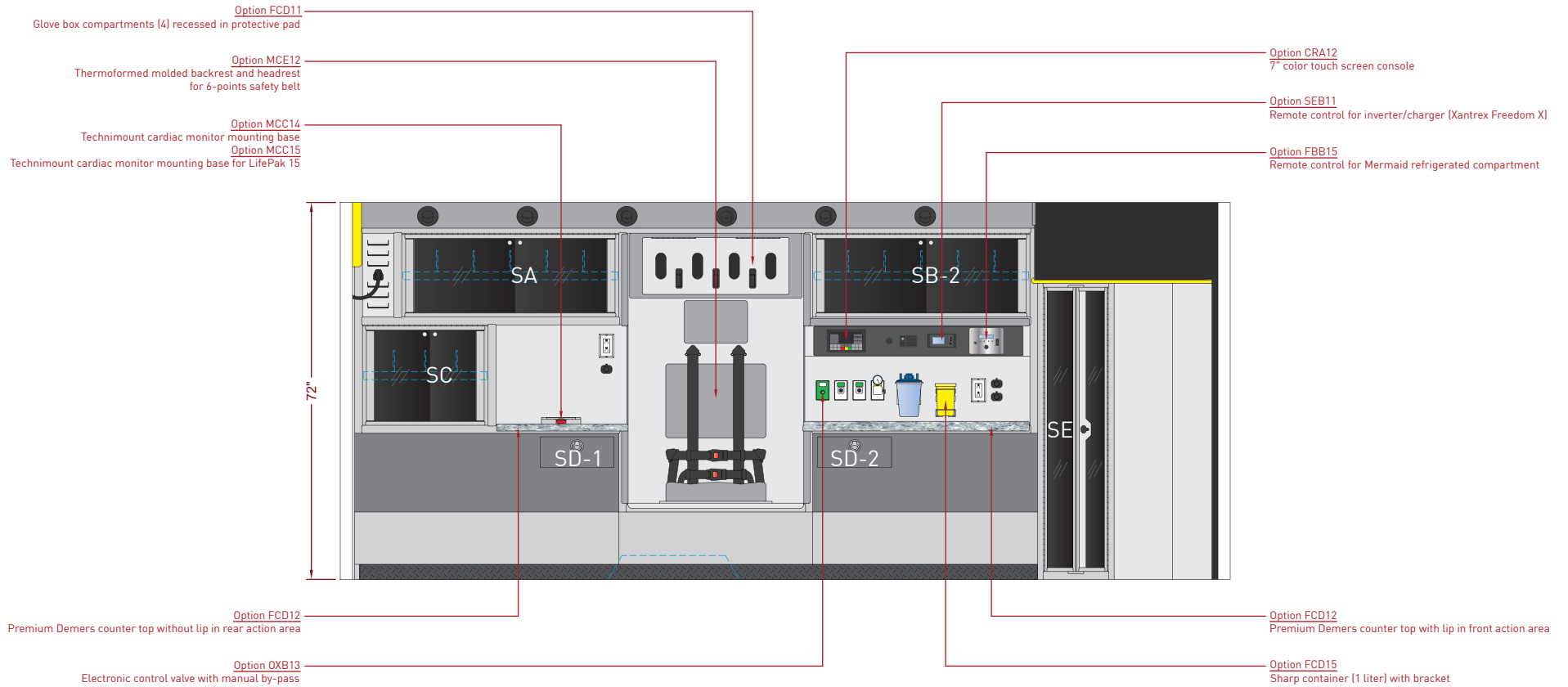
* This dimension is the maximum

MXP170E-Ford

Streetside interior wall - CPR seat - With 6-points safety belt

Date: 2019-01-31 rev.0
 Scale: 1:30
 Designer: BL

Option FTC17
 Upholstery ash grey for protector and seat
Standard FTC15
 Upholstery yellow sun for entrance head protection



Compartment	Opening L x H	Interior dimensions L x H x D
Storage cabinet -SA-	41.50" x 16.00"	42.50" x 16.75" x 16.00"
Storage cabinet -SB-	41.50" x 16.00"	41.75" x 16.25" x 11.00"
Storage cabinet -SC-	24.00" x 19.25"	25.00" x 20.25" x 16.00"
Storage drawer -SD-	-	12.00" x 4.50" x 12.50"
Storage cabinet -SE-	16.50" x 54.25"	*25.50" x 57.25" x *15.75"

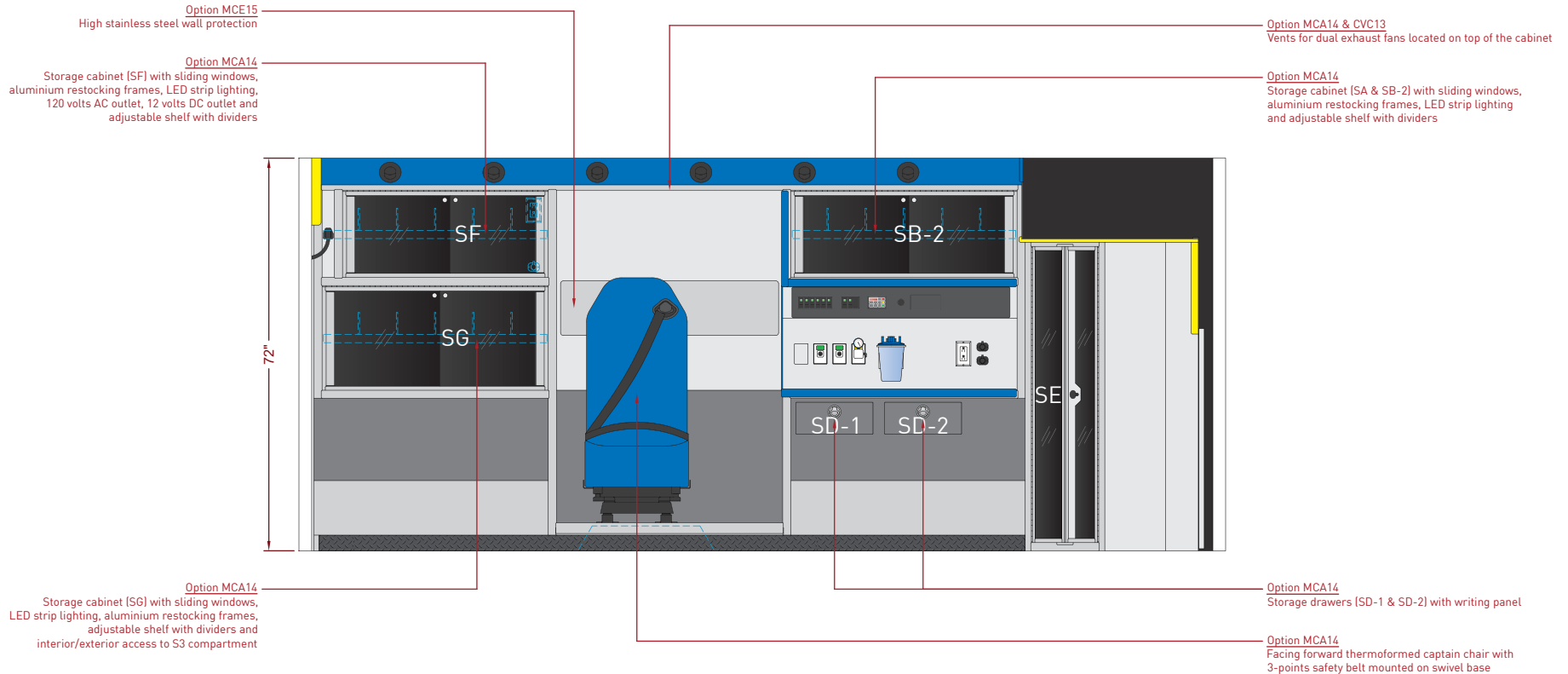
* This dimension is the maximum

MXP170E-Ford

Streetside interior wall - CPR captain chair - No option selected

Date: 2019-01-31 rev.0
 Scale: 1:30
 Designer: BL

Standard FTC11
 Upholstery cobalt blue for protector and seat
 Standard FTC15
 Upholstery yellow sun for entrance head protection



Compartment	Opening L x H	Interior dimensions L x H x D
Storage cabinet -SB-	41.50" x 16.00"	41.75" x 16.25" x 11.00"
Storage drawer -SD-	-	12.00" x 4.50" x 12.50"
Storage cabinet -SE-	16.50" x 54.25"	*25.50" x 57.25" x *15.75"
Storage cabinet -SF-	37.75" x 16.00"	42.75" x 16.75" x 16.00"
Storage cabinet -SG-	41.50" x 19.25"	42.50" x 20.25" x 16.00"

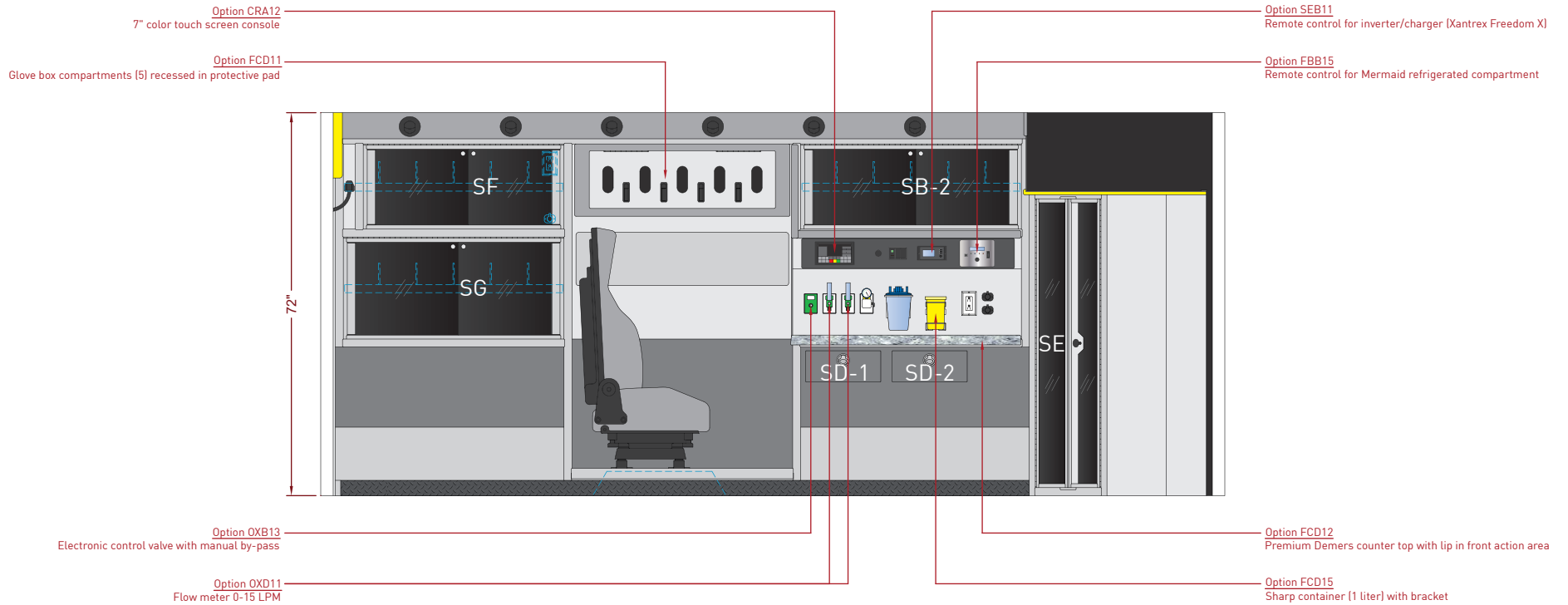
* This dimension is the maximum

MXP170E-Ford

Streetside interior wall - CPR captain chair - With options

Date: 2019-01-31 rev.0
 Scale: 1:30
 Designer: BL

Option FTC17
 Upholstery ash grey for protector and seat
Standard FTC15
 Upholstery yellow sun for entrance head protection



Compartment	Opening L x H	Interior dimensions L x H x D
Storage cabinet -SB-	41.50" x 16.00"	41.75" x 16.25" x 11.00"
Storage drawer -SD-	-	12.00" x 4.50" x 12.50"
Storage cabinet -SE-	16.50" x 54.25"	*25.50" x 57.25" x *15.75"
Storage cabinet -SF-	37.75" x 16.00"	42.75" x 16.75" x 16.00"
Storage cabinet -SG-	41.50" x 19.25"	42.50" x 20.25" x 16.00"

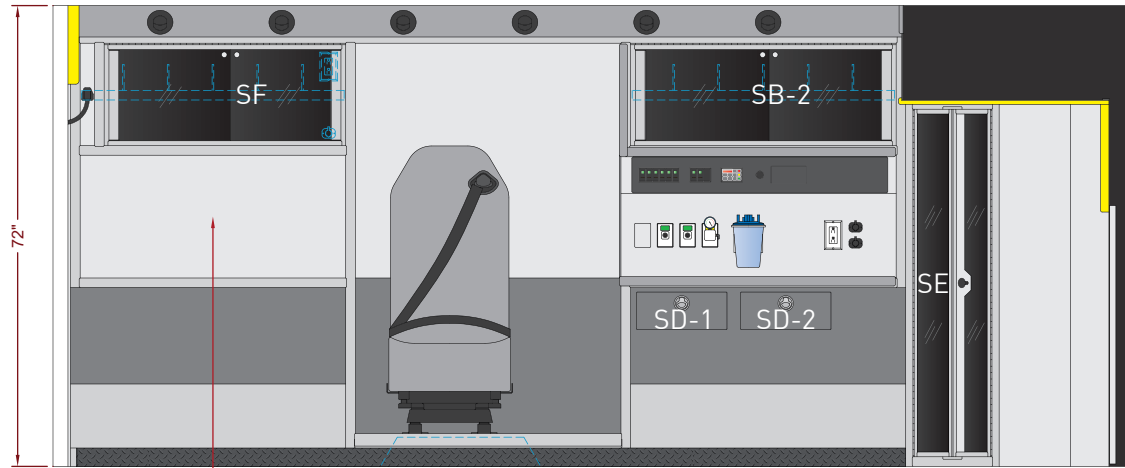
* This dimension is the maximum

MXP170E-Ford

Streetside interior wall - CPR captain chair - With S3 full height

Date: 2019-01-31 rev.0
 Scale: 1:30
 Designer: BL

Option FTC17
 Upholstery ash grey for protector and seat
 Standard FTC15
 Upholstery yellow sun for entrance head protection



Option MCA14 & CMC11
 Medical cabinet with facing forward captain chair
 in addition to a full height storage compartment [S3]

Compartment	Opening L x H	Interior dimensions L x H x D
Storage cabinet -SB-	41.50" x 16.00"	41.75" x 16.25" x 11.00"
Storage drawer -SD-	-	12.00" x 4.50" x 12.50"
Storage cabinet -SE-	16.50" x 54.25"	*25.50" x 57.25" x *15.75"
Storage cabinet -SF-	37.75" x 16.00"	42.75" x 16.75" x 16.00"

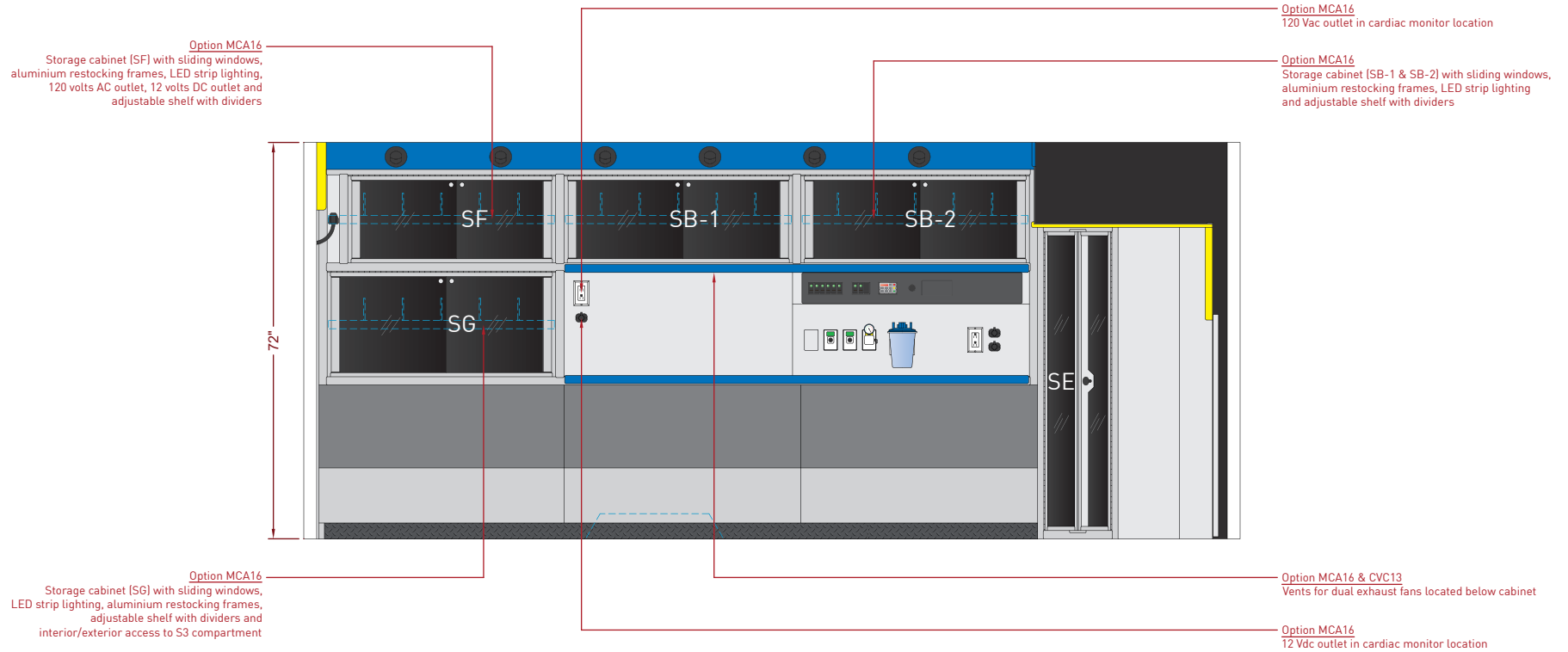
* This dimension is the maximum

MXP170E-Ford

Streetside interior wall - Full cabinet - No option selected

Date: 2019-01-31 rev.0
 Scale: 1:30
 Designer: BL

Standard FTC11
 Upholstery cobalt blue for protector and seat
 Standard FTC15
 Upholstery yellow sun for entrance head protection



Compartment	Opening L x H	Interior dimensions L x H x D
Storage cabinet -SB-	41.50" x 16.00"	41.75" x 16.25" x 11.00"
Storage cabinet -SE-	16.50" x 54.25"	*25.50" x 57.25" x *15.75"
Storage cabinet -SF-	37.75" x 16.00"	42.75" x 16.75" x 16.00"
Storage cabinet -SG-	41.50" x 19.25"	42.50" x 20.25" x 16.00"

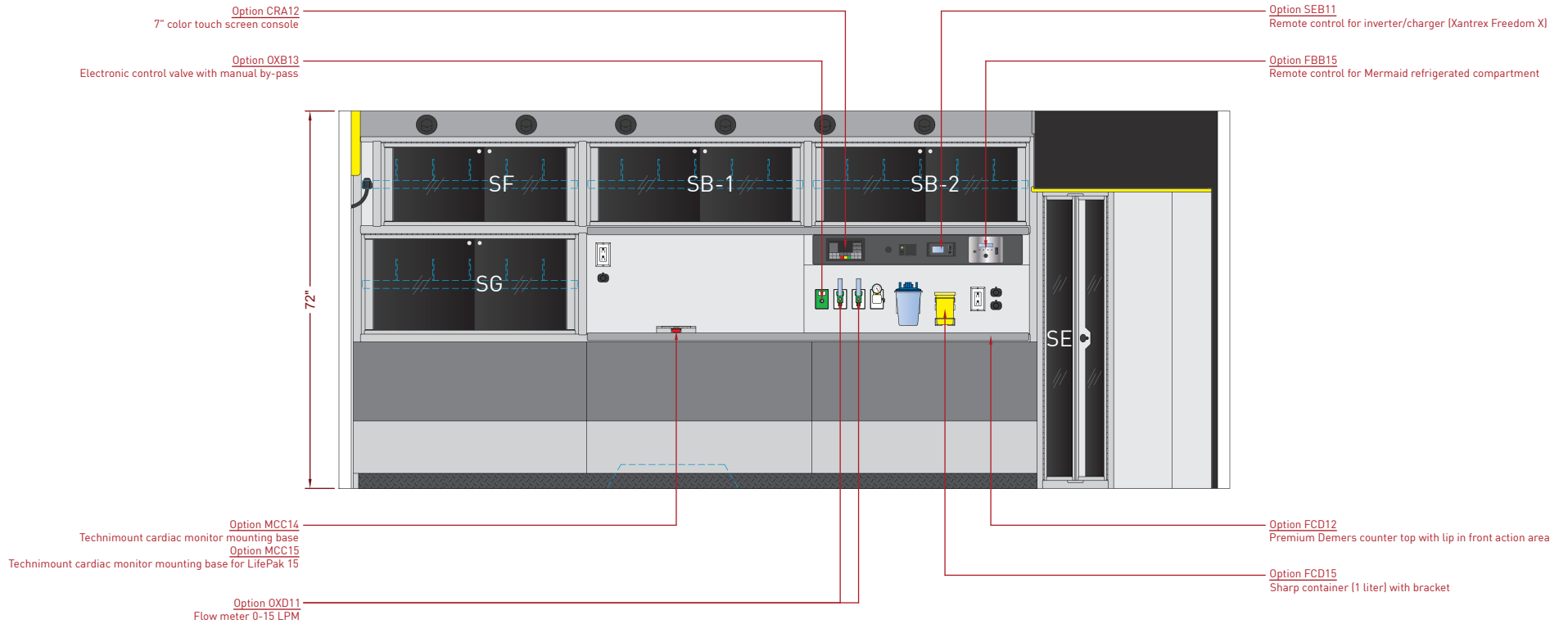
* This dimension is the maximum

MXP170E-Ford

Streetside interior wall - Full cabinet - With options

Date: 2019-01-31 rev.0
 Scale: 1:30
 Designer: BL

Option FTC17
 Upholstery ash grey for protector and seat
Standard FTC15
 Upholstery yellow sun for entrance head protection

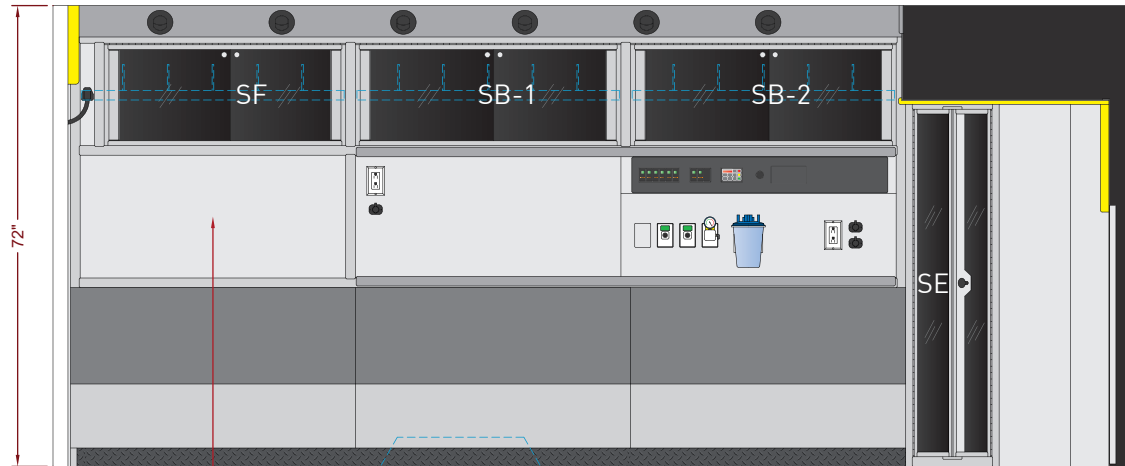


MXP170E-Ford

Streetside interior wall - Full cabinet - With S3 full height

Date: 2019-01-31 rev.0
 Scale: 1:30
 Designer: BL

Option FTC17
 Upholstery ash grey for protector and seat
Standard FTC15
 Upholstery yellow sun for entrance head protection



Option MCA14 & CMC11
 Full medical cabinet in addition to a full height storage compartment (S3)

Compartment	Opening L x H	Interior dimensions L x H x D
Storage cabinet -SB-	41.50" x 16.00"	41.75" x 16.25" x 11.00"
Storage cabinet -SE-	16.50" x 54.25"	*25.50" x 57.25" x *15.75"
Storage cabinet -SF-	37.75" x 16.00"	42.75" x 16.75" x 16.00"

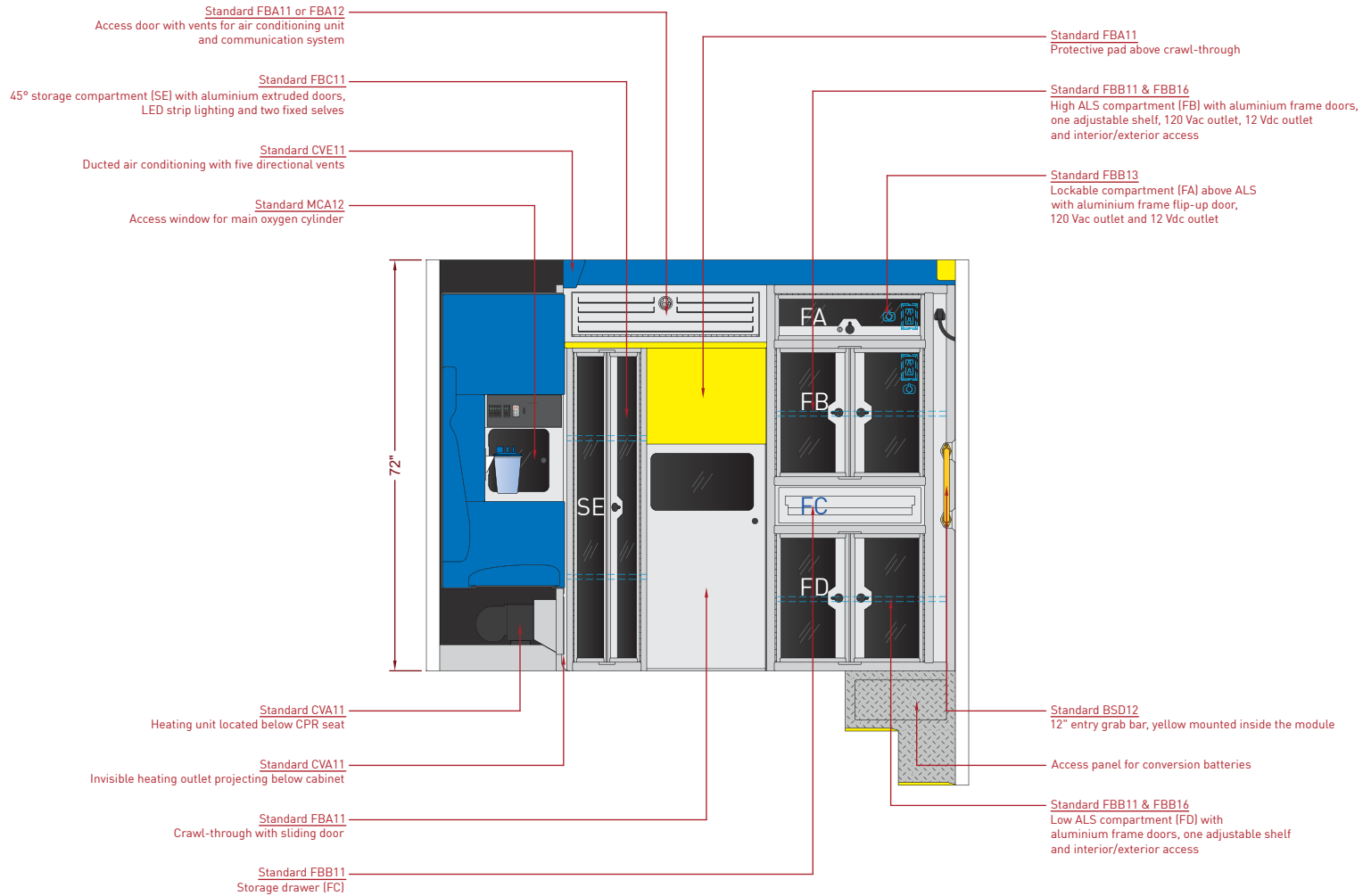
* This dimension is the maximum

MXP170E-Ford

Front interior wall - Standard

Date: 2019-01-31 rev.0
 Scale: 1:30
 Designer: BL

Standard FTC11
 Upholstery cobalt blue for protector and seat
 Standard FTC15
 Upholstery yellow sun for entrance head protection



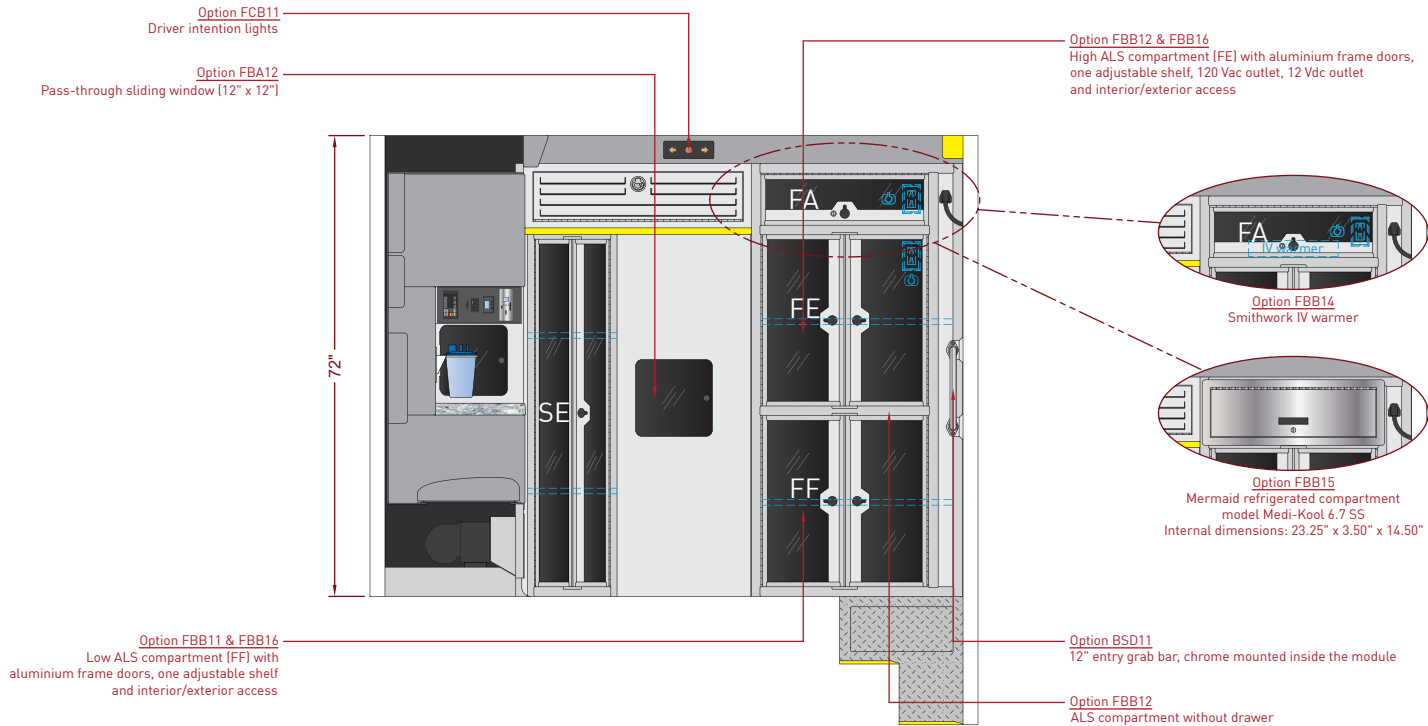
Compartment	Opening L x H	Interior dimensions L x H x D
Lockable comp. -FA-	26.00" x 8.00"	41.75" x 16.25" x 11.00"
High ALS comp. -FB-	26.00" x 22.50"	32.00" x 23.75" x 30.25"
Storage drawer -FC-	-	21.75" x 4.50" x 18.50"
Low ALS comp. -FD-	26.00" x 22.50"	32.00" x 24.75" x 30.25"

MXP170E-Ford

Front interior wall - With options

Date: 2019-01-31 rev.0
 Scale: 1:30
 Designer: BL

Option FTC17
 Upholstery ash grey for protector and seat
Standard FTC15
 Upholstery yellow sun for entrance head protection



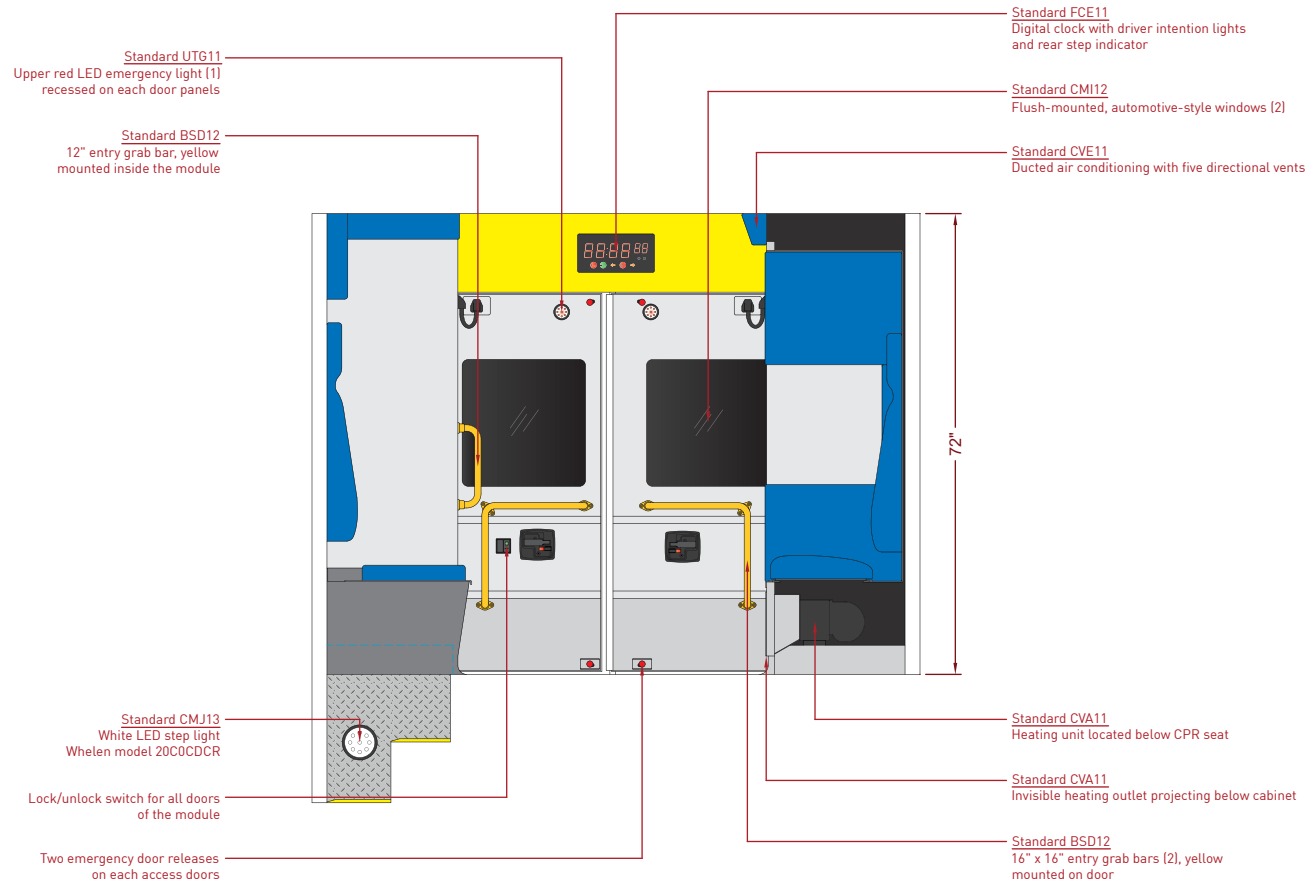
Compartment	Opening L x H	Interior dimensions L x H x D
Lockable comp. -FA-	26.00" x 8.00"	41.75" x 16.25" x 11.00"
High ALS comp. -FE-	26.00" x 26.75"	32.00" x 28.00" x 30.25"
Low ALS comp. -FF-	26.00" x 26.75"	32.00" x 29.25" x 30.25"

MXP170E-Ford

Rear interior wall - Standard

Date: 2019-01-31 rev.0
 Scale: 1:30
 Designer: BL

Standard FTC11
 Upholstery cobalt blue for protector and seat
 Standard FTC15
 Upholstery yellow sun for entrance head protection

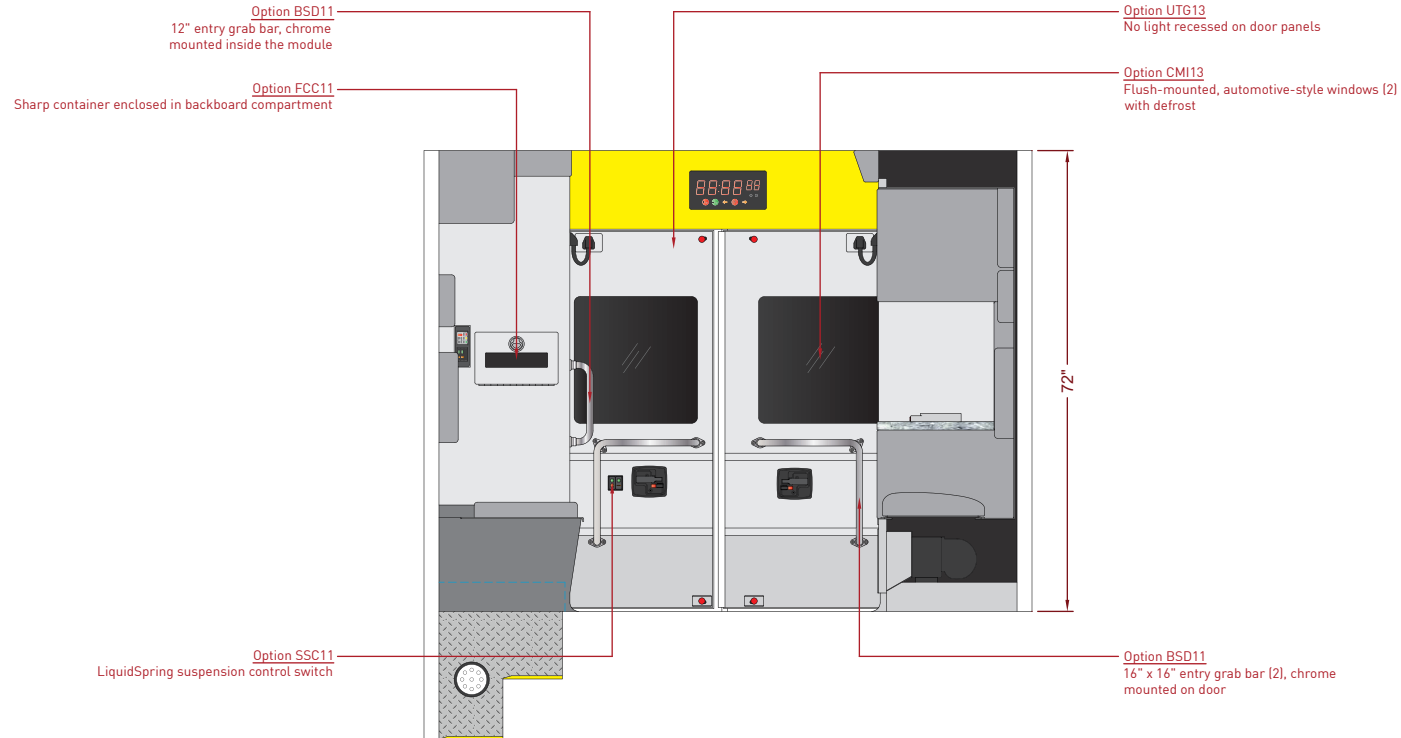


MXP170E-Ford

Rear interior wall - With options

Date: 2019-01-31 rev.0
Scale: 1:30
Designer: BL

Option FTC17
Upholstery ash grey for protector and seat
Standard FTC15
Upholstery yellow sun for entrance head protection

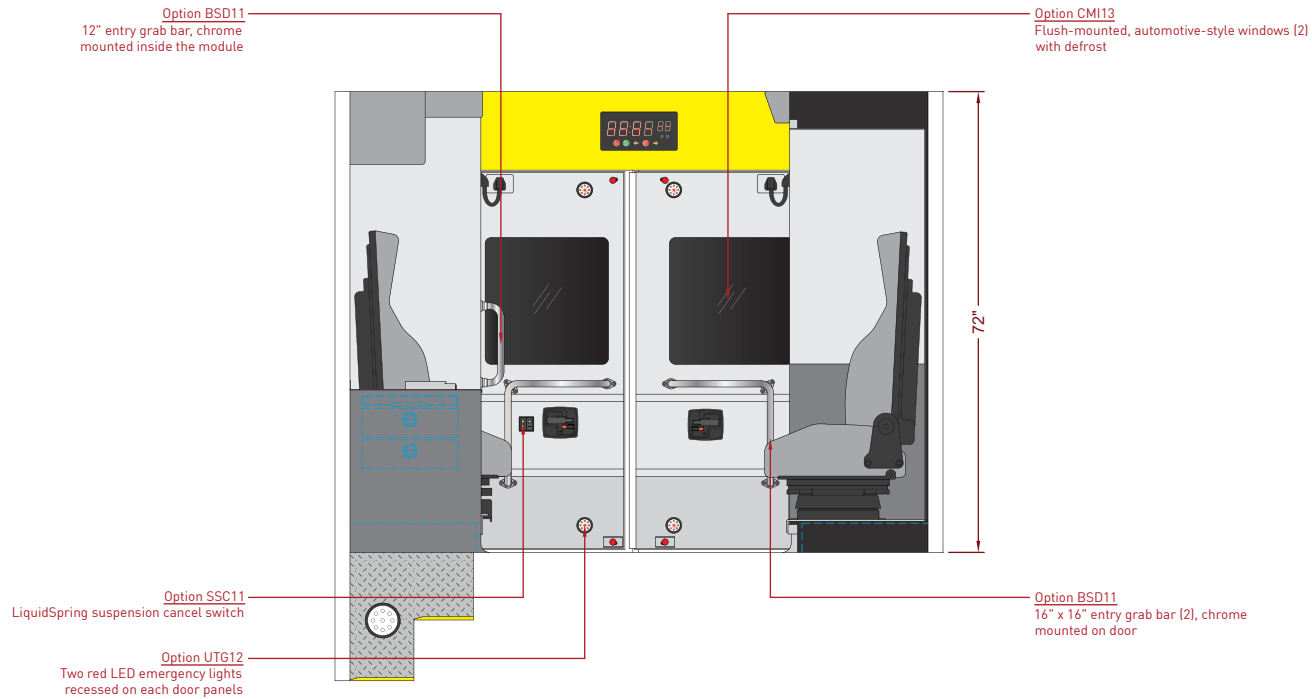


MXP170E-Ford

Rear interior wall - With options

Date: 2019-01-31 rev.0
Scale: 1:30
Designer: BL

Option FTC17
Upholstery ash grey for protector and seat
Standard FTC15
Upholstery yellow sun for entrance head protection

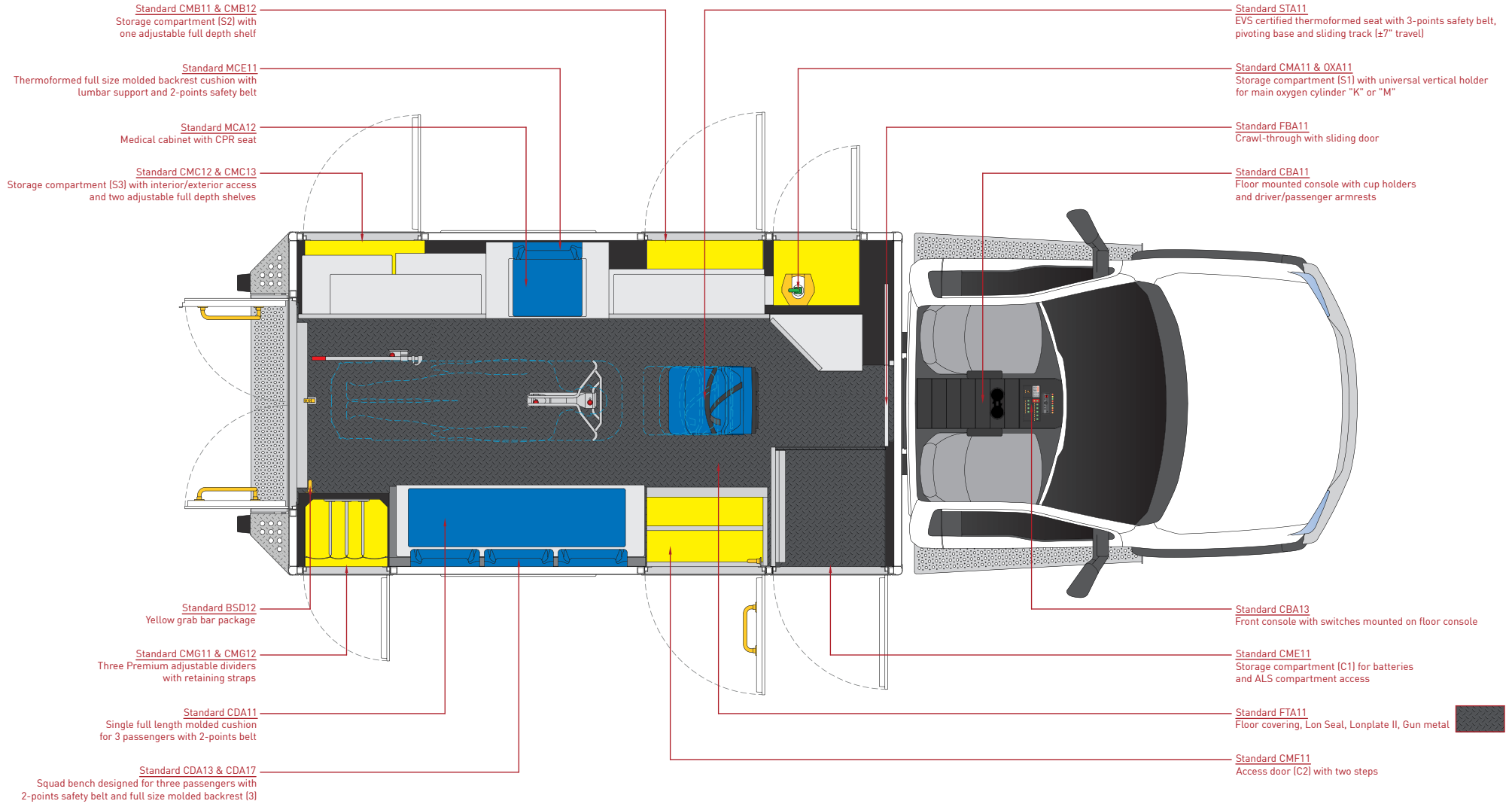


MXP170E-Ford

Floor view - Standard

Date: 2019-01-31 rev.0
 Scale: 1:40
 Designer: BL

Standard FTC11
 Upholstery cobalt blue for protector and seat
 Standard FTC15
 Upholstery yellow sun for entrance head protection

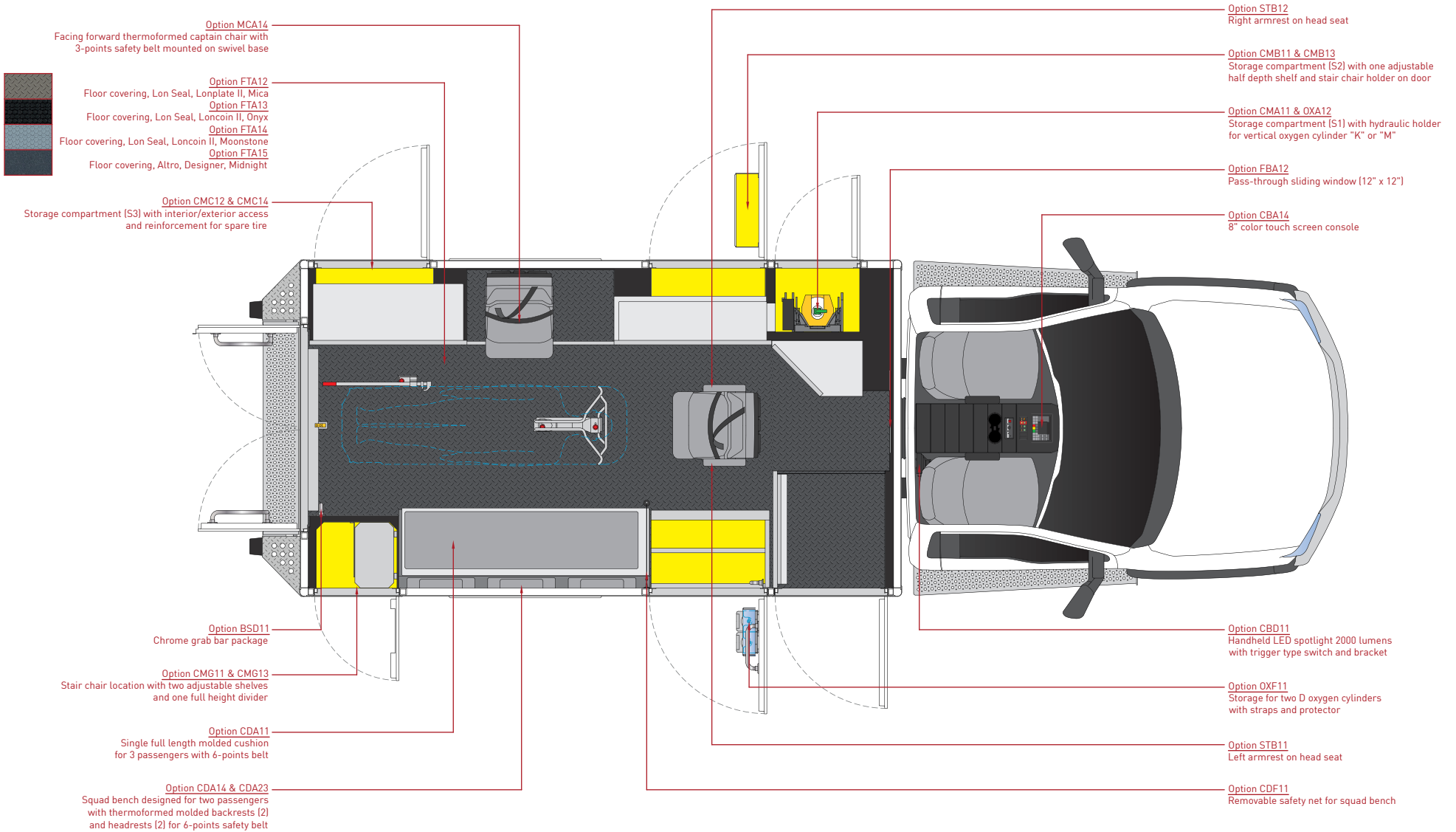


MXP170E-Ford

Floor view - With options

Date: 2019-01-31 rev.0
 Scale: 1:40
 Designer: BL

Option FTC17
 Upholstery ash grey for protector and seat
Standard FTC15
 Upholstery yellow sun for entrance head protection

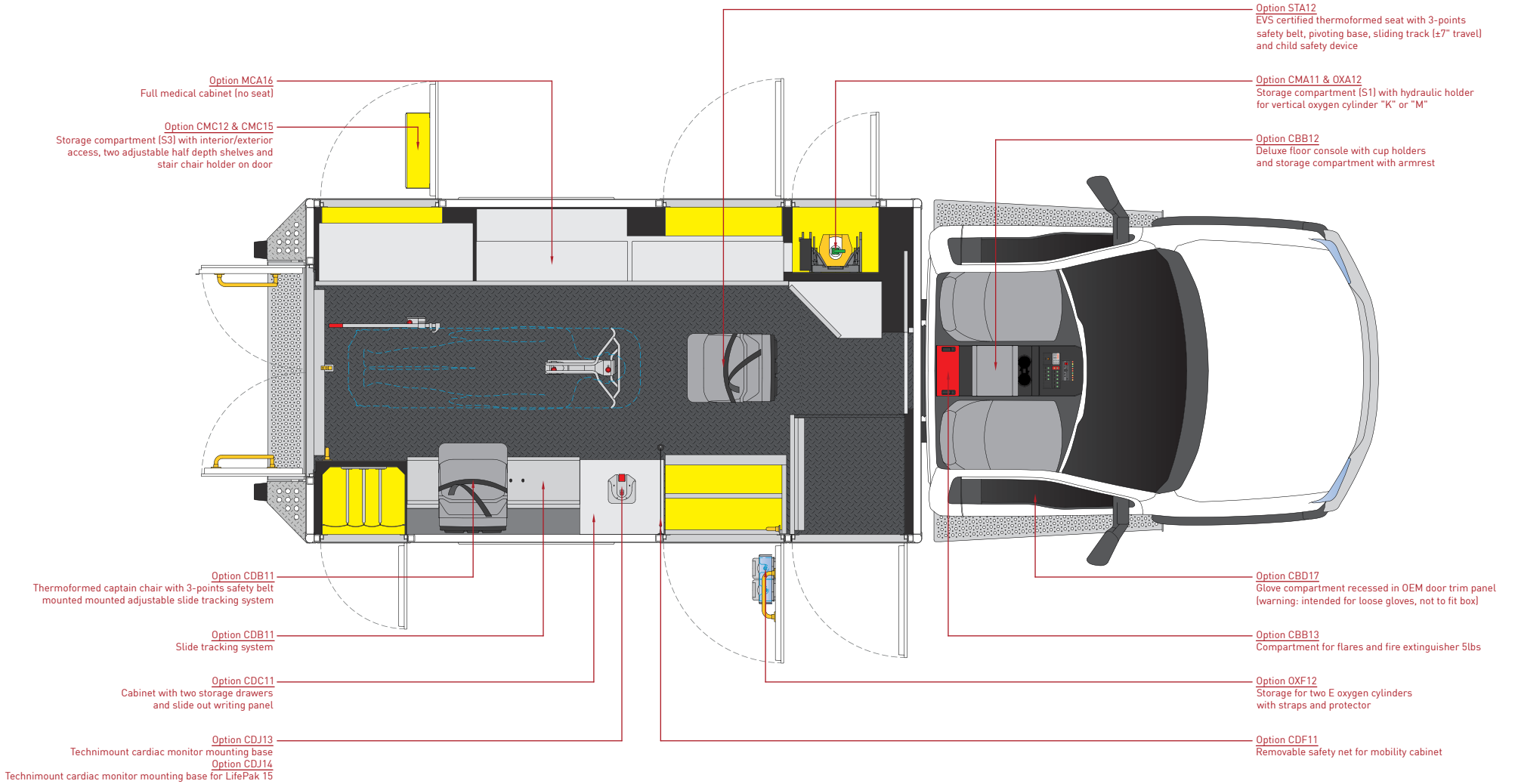


MXP170E-Ford

Floor view - With options

Date: 2019-01-31 rev.0
 Scale: 1:40
 Designer: BL

Option FTC17
 Upholstery ash grey for protector and seat
Standard FTC15
 Upholstery yellow sun for entrance head protection

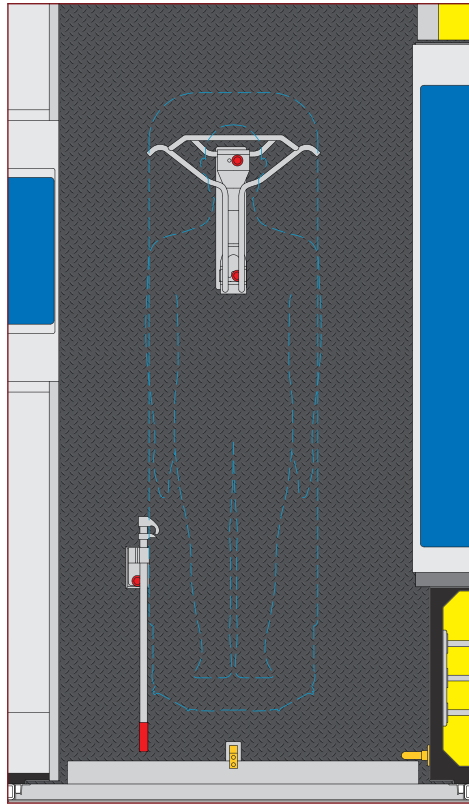


Standard

Standard CPA11
 Center mount cot configuration

Standard CPB11
 Stryker rolling main cot fastener (cot not included)

Standard CPB15
 Yellow safety hook

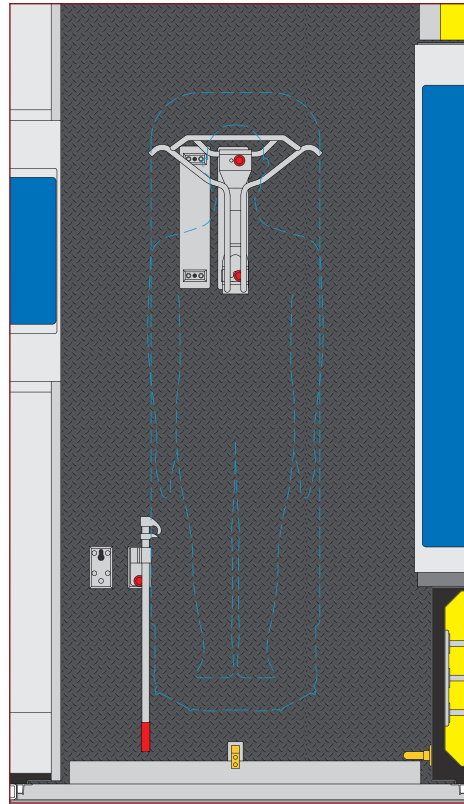


Option

Option CPA13
 Center and left side mount cot configuration

Standard CPB11
 Stryker rolling main cot fastener (cot not included)

Standard CPB15
 Yellow safety hook

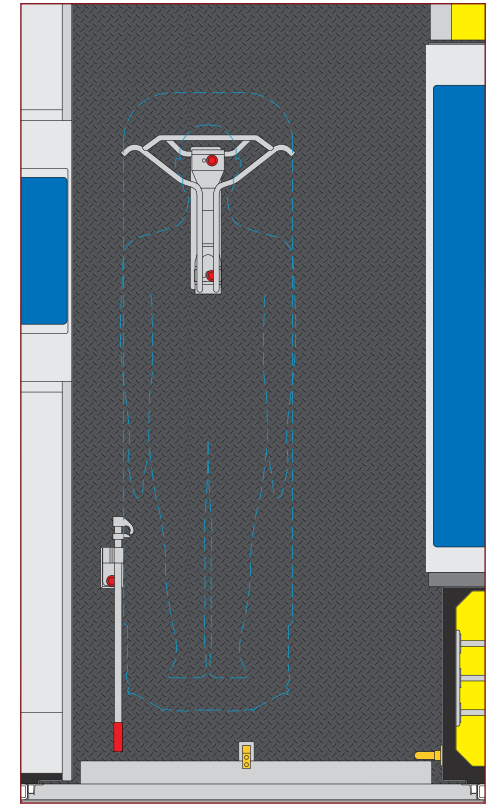


Option

Option CPA12
 Left side mount cot configuration

Standard CPB11
 Stryker rolling main cot fastener (cot not included)

Standard CPB15
 Yellow safety hook

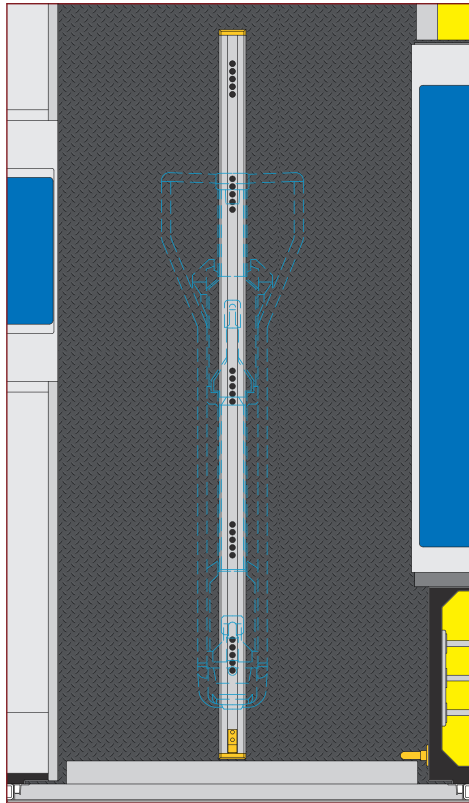


Option

Standard CPA11
Center mount cot configuration

Option CPB22
Stryker Performance-LOAD floor plate (no cot fastener included)

Option CPD11
Pre-wiring for Inductive Charging Feature

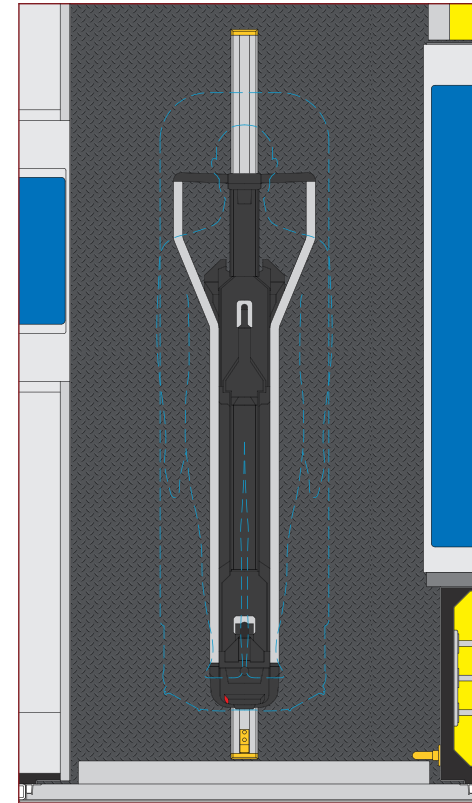


Option

Standard CPA11
Center mount cot configuration

Option CPB17
Stryker Performance-LOAD cot fastener (floor plate included)

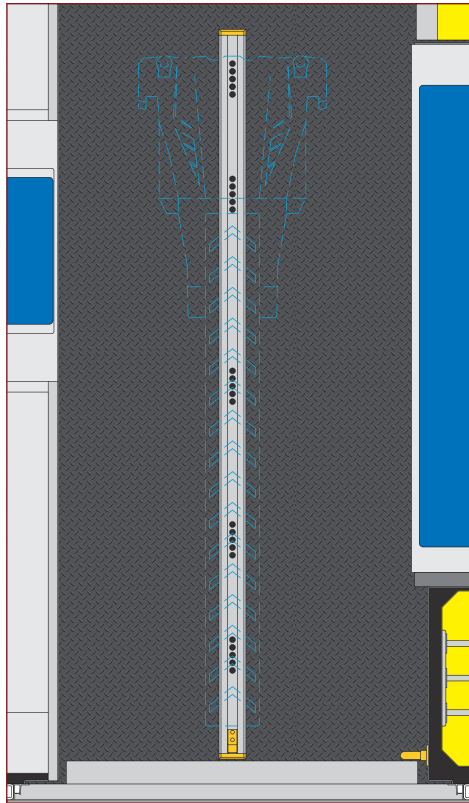
Option CPD11
Inductive Charging Feature



Option

Standard CPA11
Center mount cot configuration

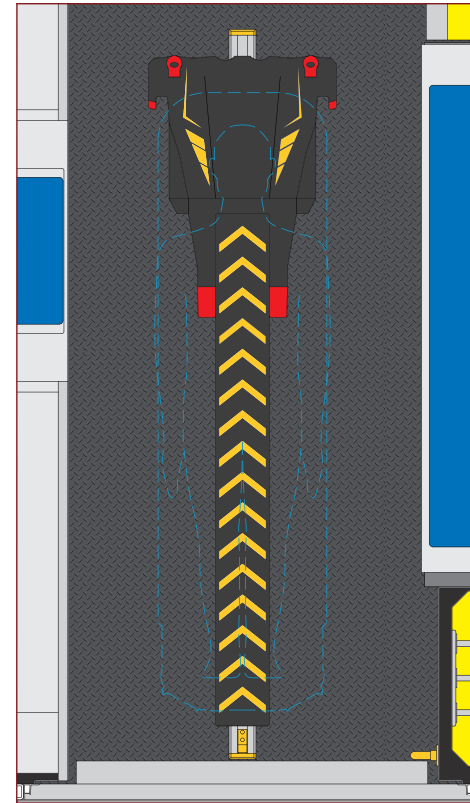
Option CPB23
Stryker Power-LOAD floor plate and pre-wiring (no cot fastener included)



Option

Standard CPA11
Center mount cot configuration

Option CPB13
Stryker Power-LOAD cot fastener (floor plate included)

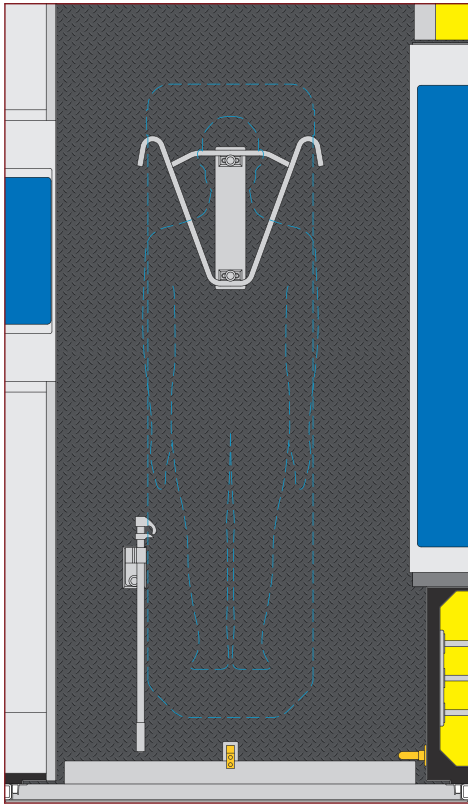


Option

Standard CPA11
Center mount cot configuration

Option CPB12
Ferno main cot fastener (cot not included)

Option CPB16
Yellow safety hook

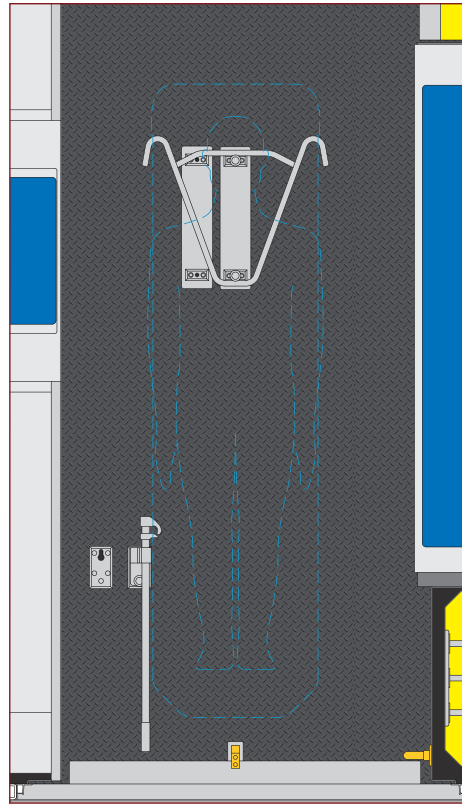


Option

Option CPA13
Center and left side mount cot configuration

Option CPB12
Ferno main cot fastener (cot not included)

Option CPB16
Yellow safety hook

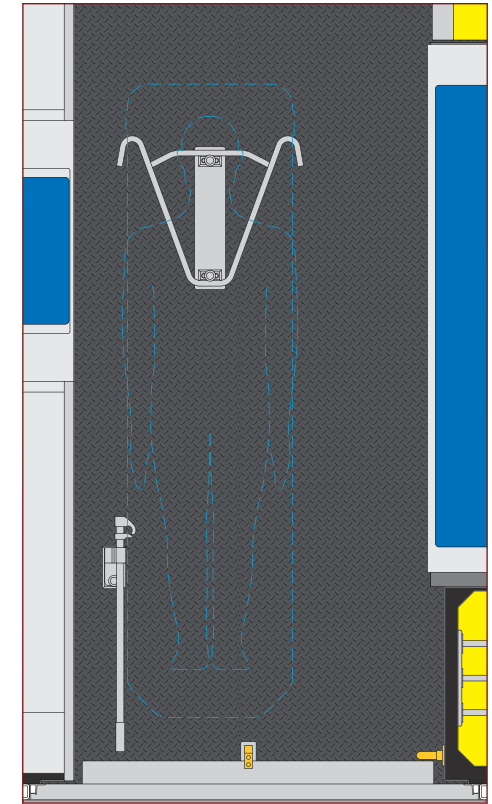


Option

Option CPA12
Left side mount cot configuration

Option CPB12
Ferno main cot fastener (cot not included)

Option CPB16
Yellow safety hook

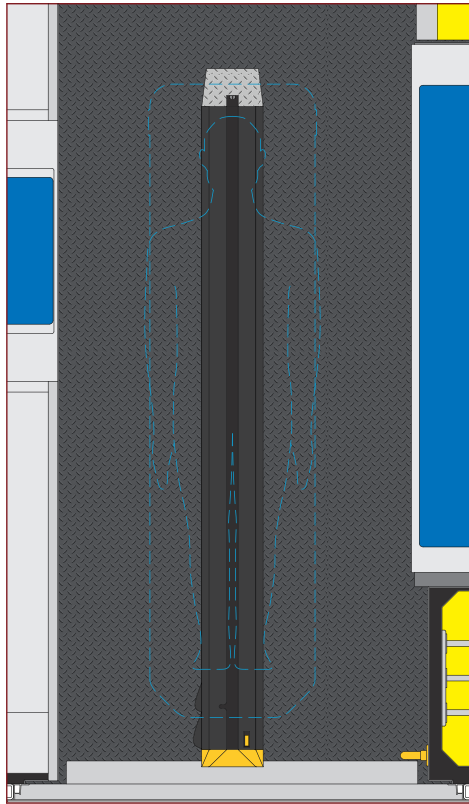


Option

Standard CPA11
Center mount cot configuration


Option CPB18
Ferno Stat Trac (86") cot fastener

Option CPD11
Integrated Charging Feature



Option

Option CPA17
Universal floor configuration
(universal anchoring plates for standard positions included,
no floor cutouts & no cot fastener included)

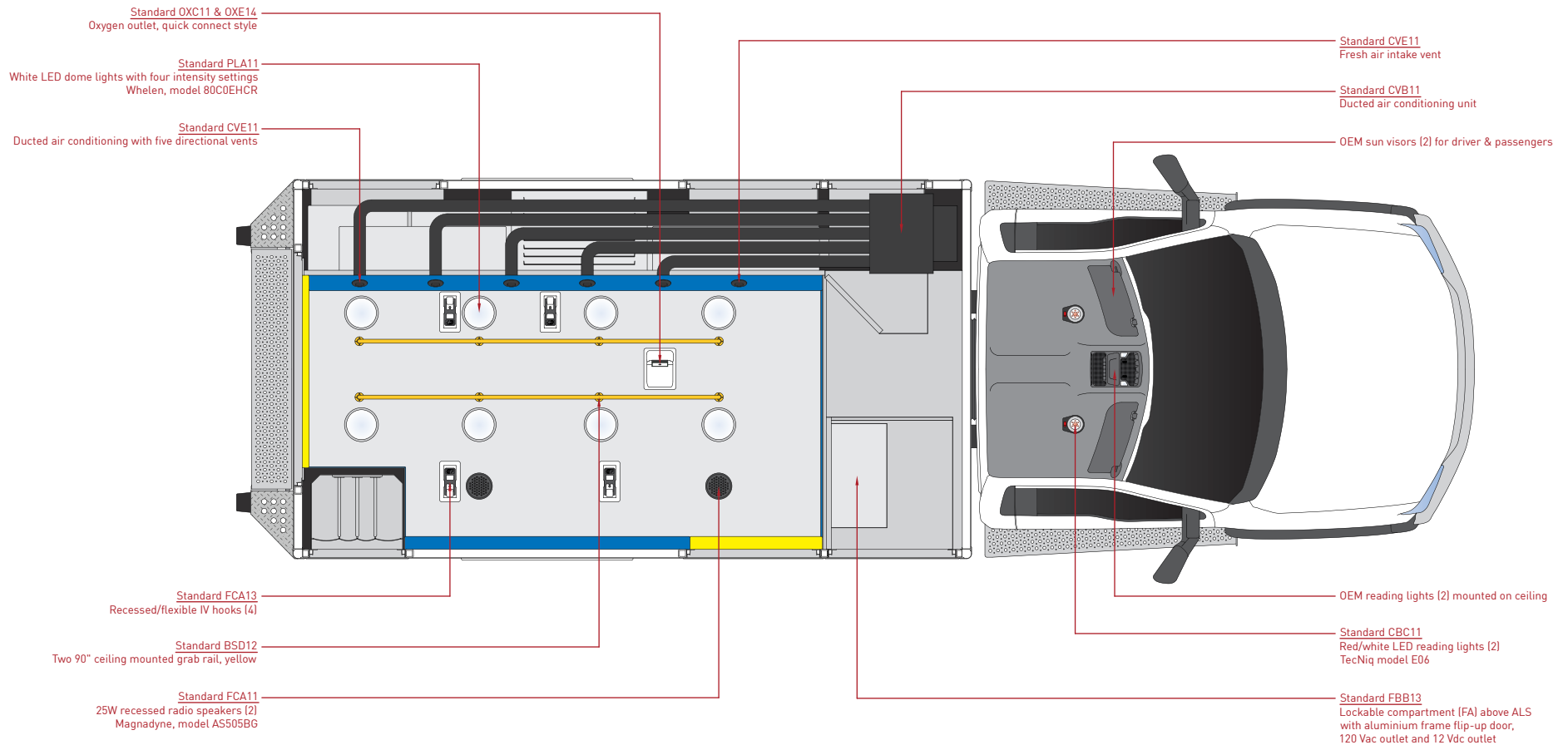


MXP170E-Ford

Ceiling view - Standard

Date: 2019-01-31 rev.0
 Scale: 1:40
 Designer: BL

Standard FTC11
 Upholstery cobalt blue for protector and seat
 Standard FTC15
 Upholstery yellow sun for entrance head protection

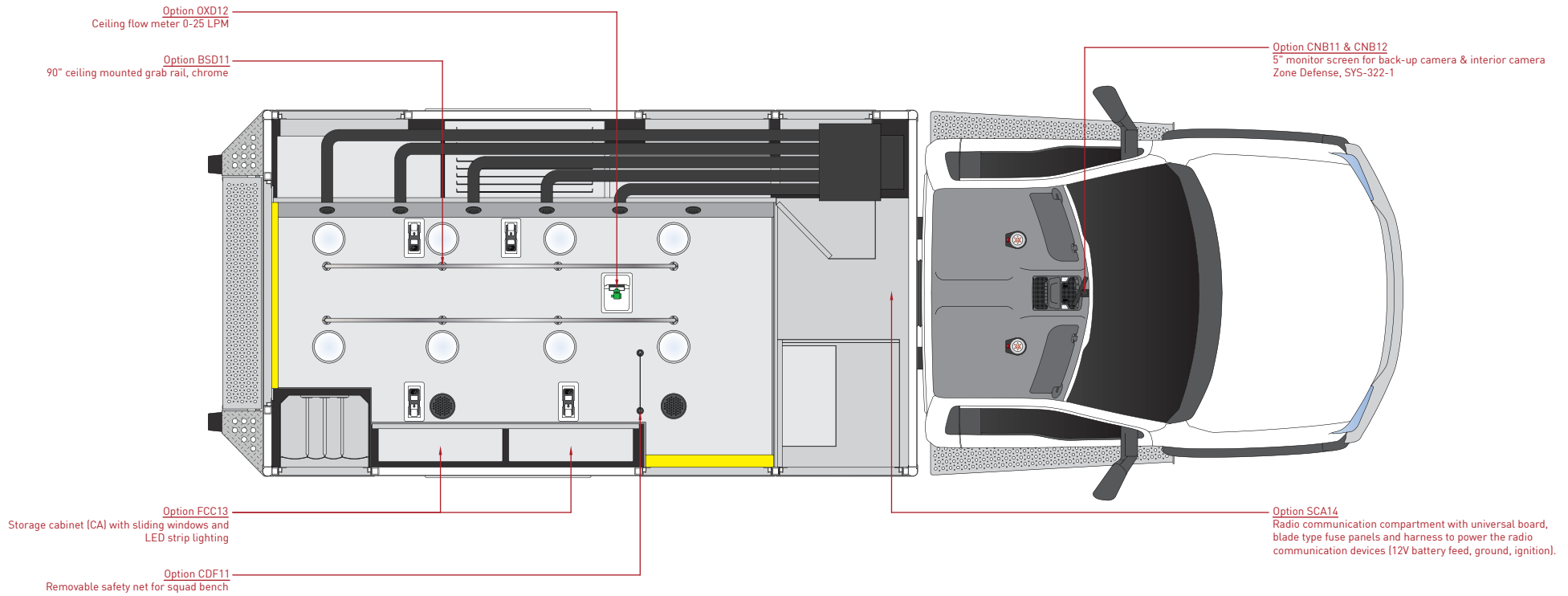


MXP170E-Ford

Ceiling view - With options

Date: 2019-01-31 rev.0
 Scale: 1:40
 Designer: BL

Option FTC17
 Upholstery ash grey for protector and seat
Standard FTC15
 Upholstery yellow sun for entrance head protection

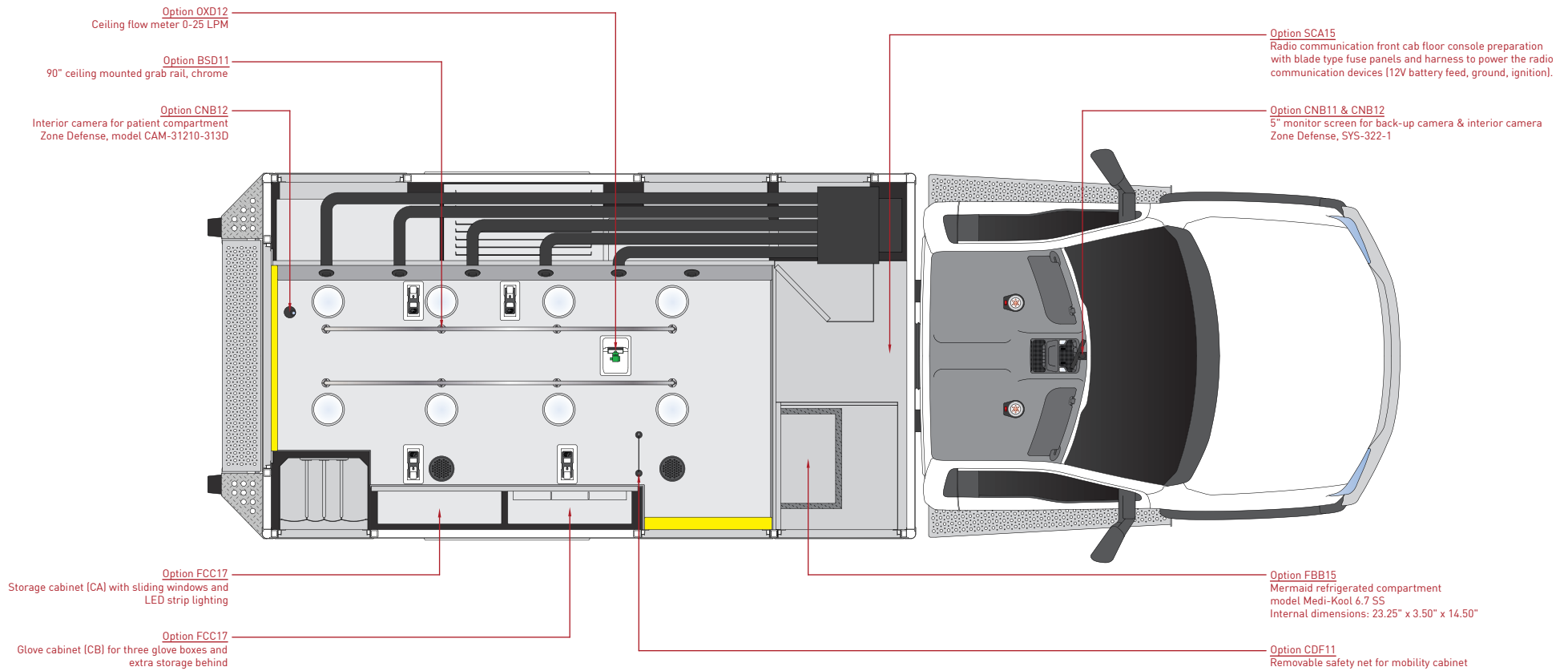


MXP170E-Ford

Ceiling view - With options

Date: 2019-01-31 rev.0
 Scale: 1:40
 Designer: BL

Option FTC17
 Upholstery ash grey for protector and seat
Standard FTC15
 Upholstery yellow sun for entrance head protection

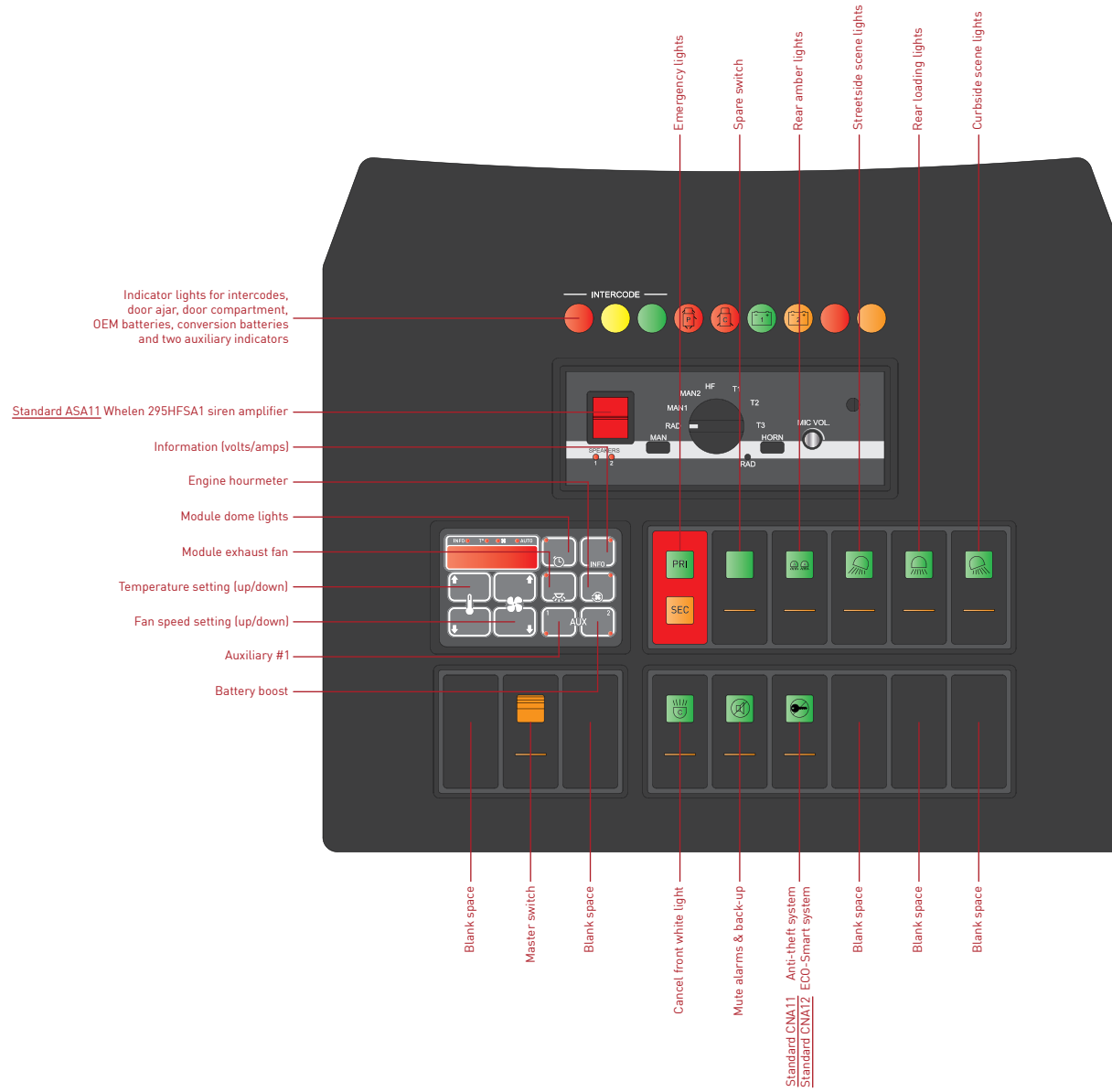


MXP170E-Ford

Front cabin console - Standard

Date: 2019-01-31 rev.0
 Scale: 1:3
 Designer: BL

Standard CBA13
 Front console with switches
 mounted on floor console

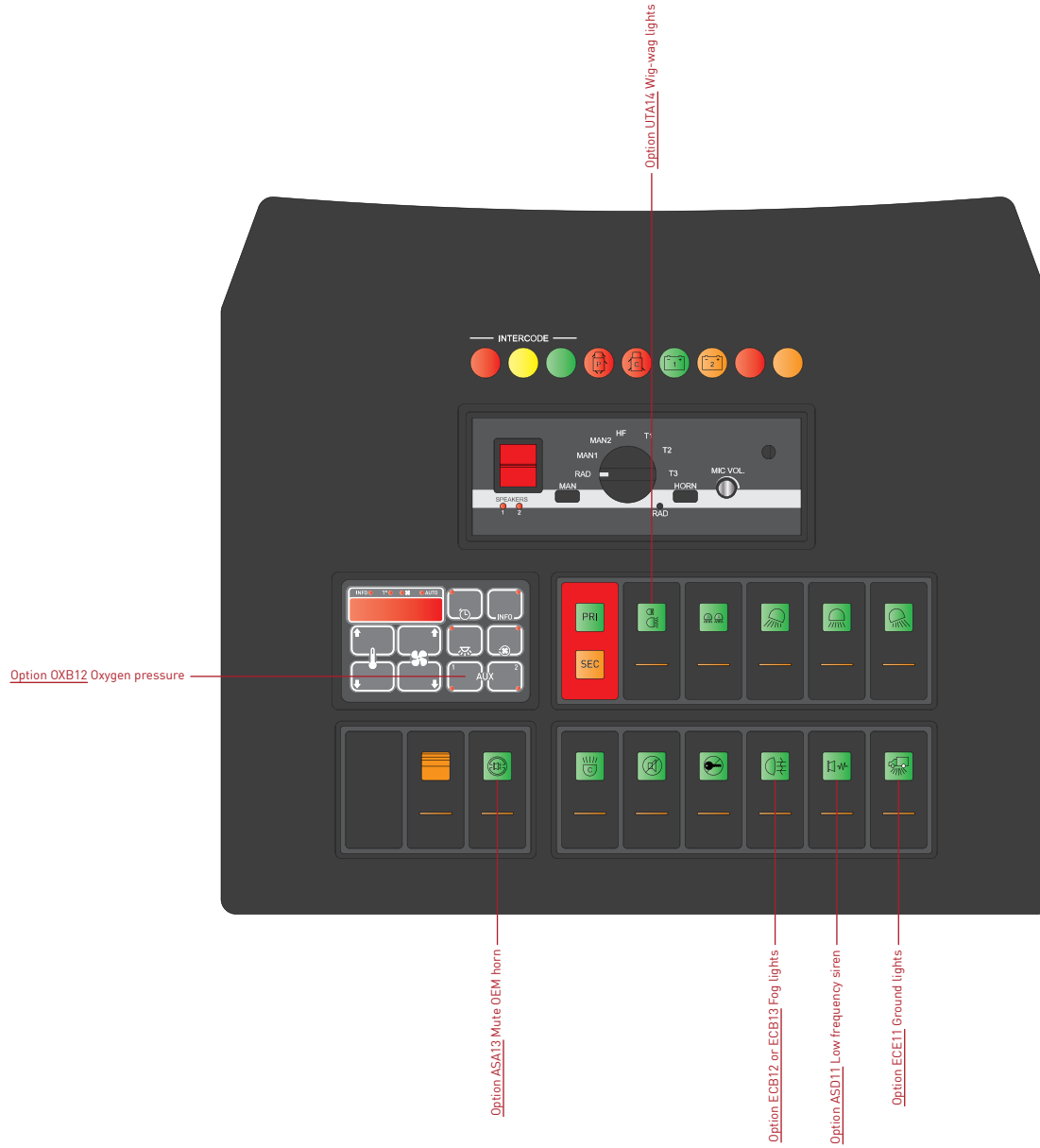


MXP170E-Ford

Front cabin console - With options

Date: 2019-01-31 rev.0
Scale: 1:3
Designer: BL

Standard CBA13
Front console with switches
mounted on floor console

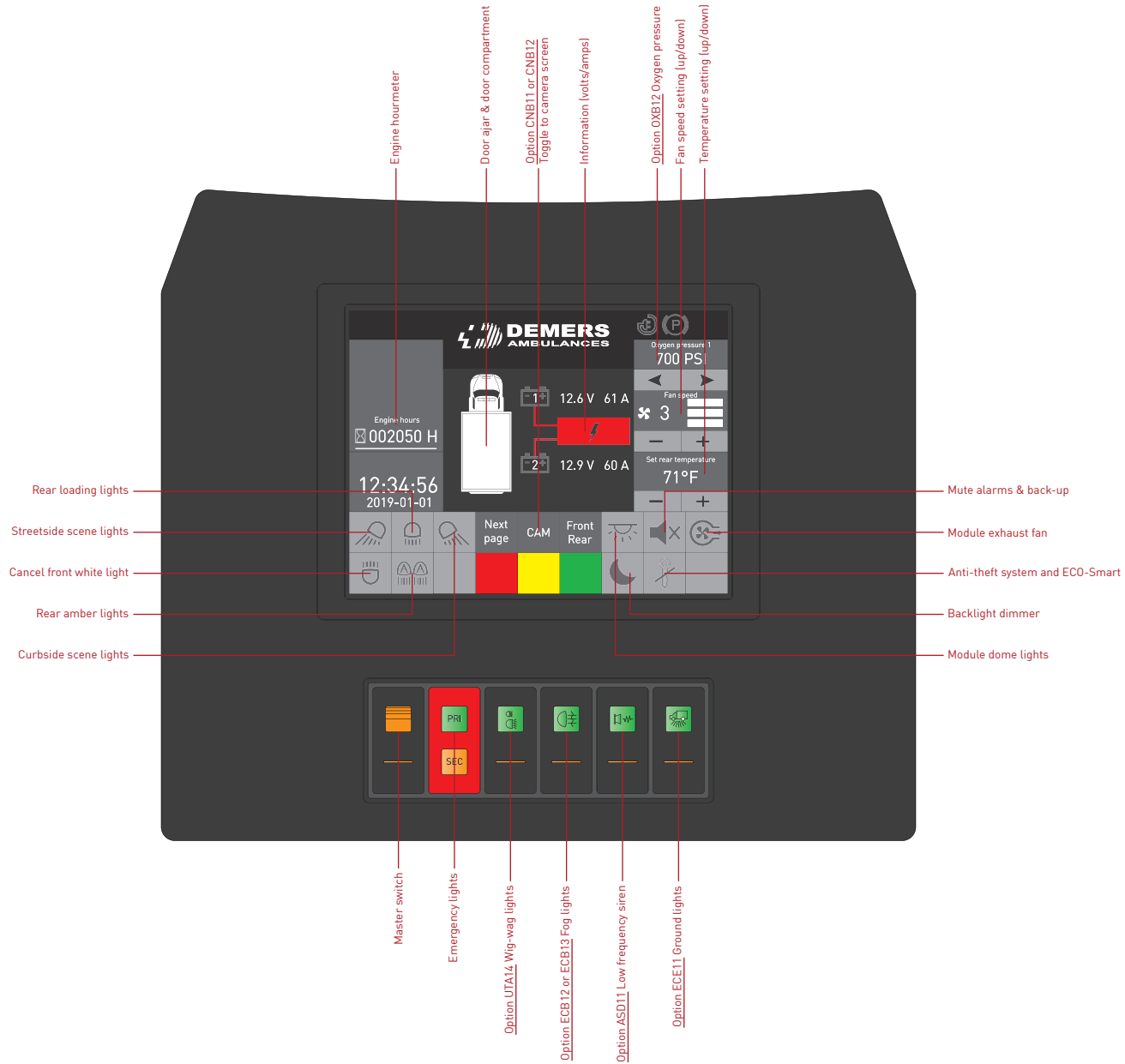


MXP170E-Ford

Front cabin console - With LCD touchscreen

Date: 2019-01-31 rev.0
 Scale: 1:3
 Designer: BL

Option CBA14
 8" color touch screen console
 mounted on floor console

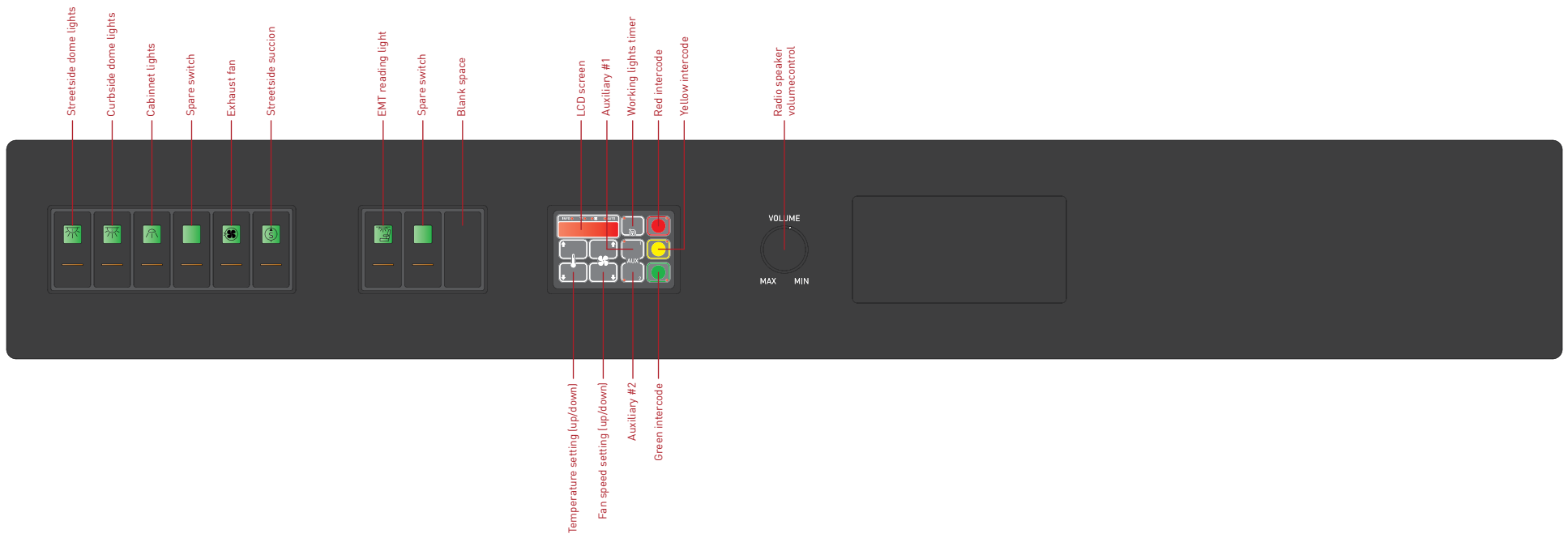


MXP170E-Ford

Rear streetside console - Standard

Date: 2019-01-31 rev.0
Scale: 1:4
Designer: BL

Standard CRA11
Rear streetside console with switches
mounted on medical cabinet




MXP170E-Ford

Rear streetside console - With options

Date: 2019-01-31 rev.0
Scale: 1:4
Designer: BL

Standard CRA11
Rear streetside console with switches
mounted on medical cabinet




MXP170E-Ford

Rear streetside console - With LCD touchscreen

Date: 2019-01-31 rev.0
 Scale: 1:4
 Designer: BL

Option CRA12
 7" color touch screen console
 mounted on medical cabinet



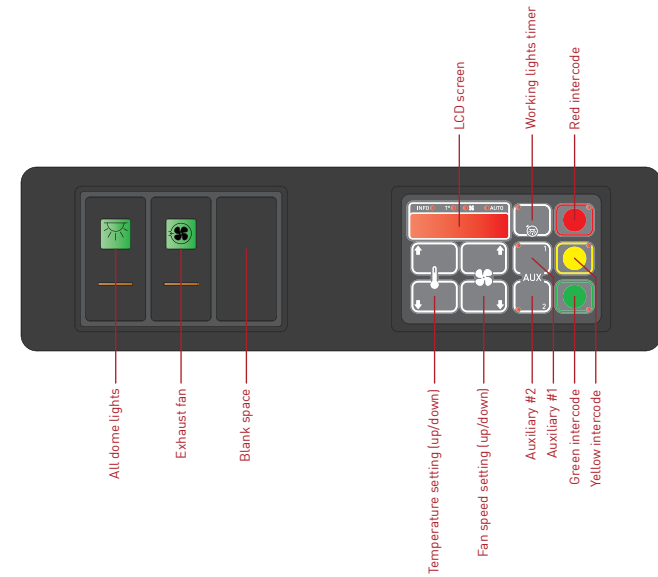
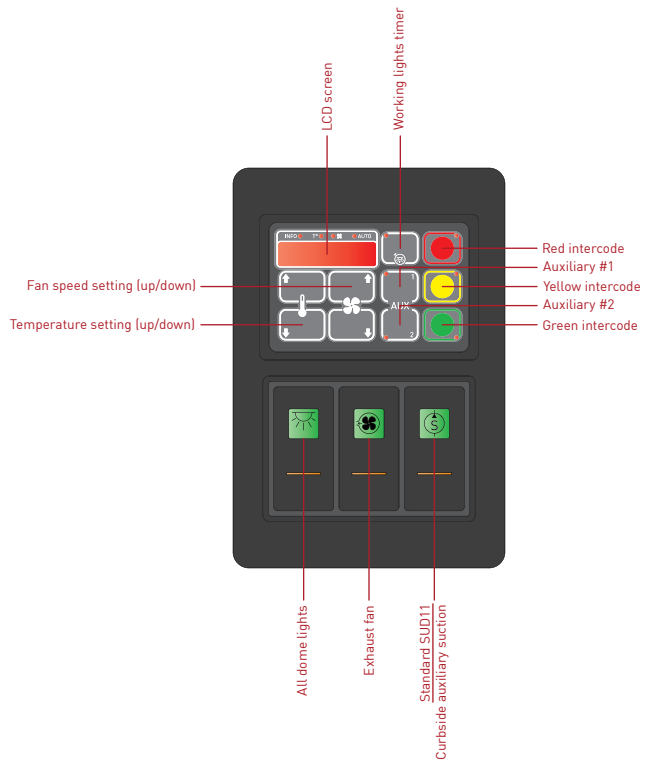
MXP170E-Ford

Rear curbside console - No option selected

Date: 2019-01-31 rev.0
 Scale: 1:3
 Designer: BL

Option CRB11
 Auxiliary curbside console with switches
 mounted on wall (squad bench 2pts or mobility)

Option CRB11
 Auxiliary curbside console with switches
 mounted on wall (squad bench 6pts)

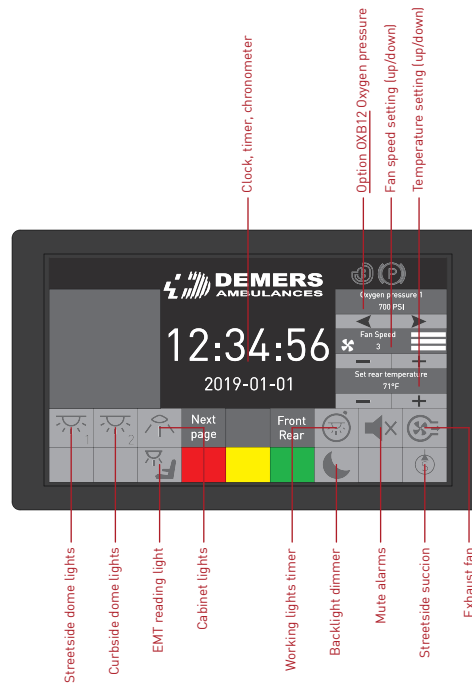


MXP170E-Ford

Rear curbside console - With LCD touchscreen

Date: 2019-01-31 rev.0
Scale: 1:3
Designer: BL

Option CRB12
7" color touch screen console
mounted on wall



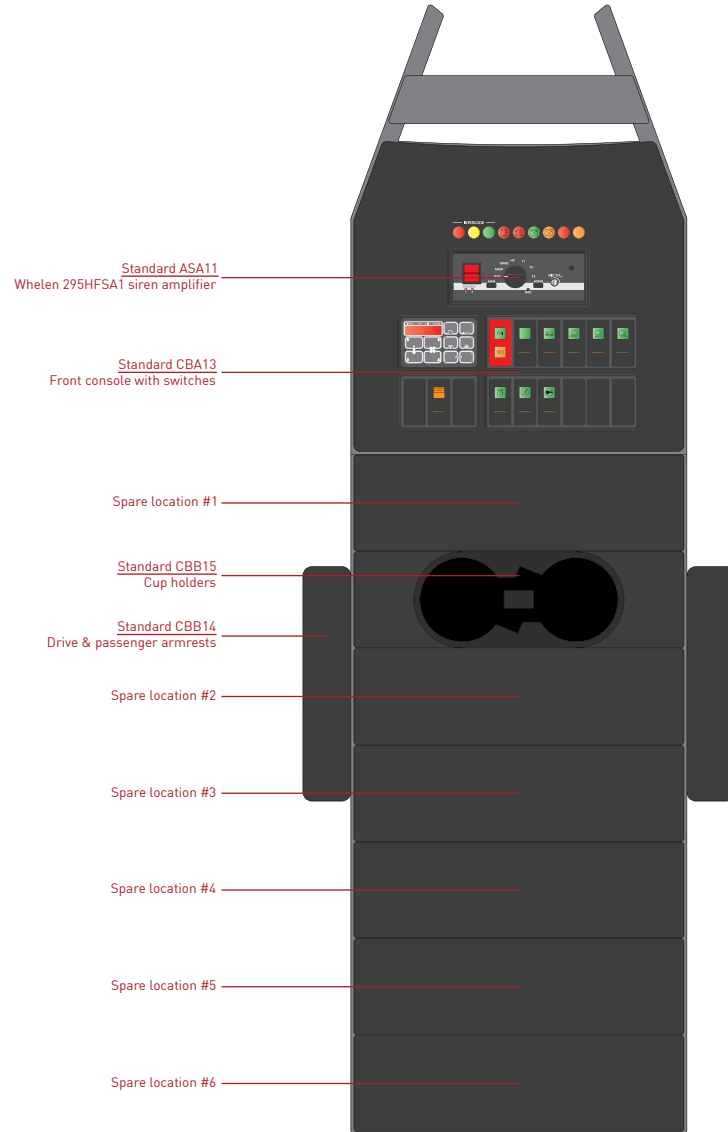
MXP170E-Ford

Floor console details - Standard

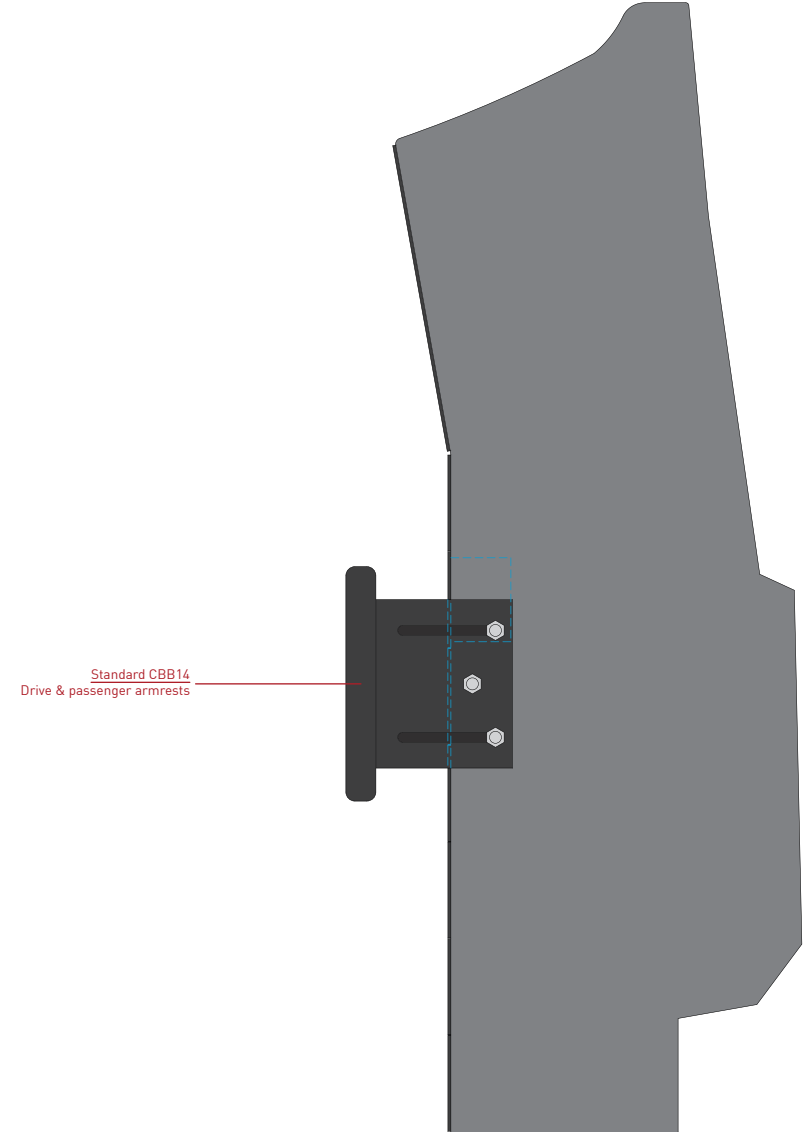
Date: 2019-01-31 rev.0
Scale: 1:8
Designer: BL

Standard CBB11
Floor mounted console with driver/passengers armrests,
two cup holders and six spare locations

Top view



Side view



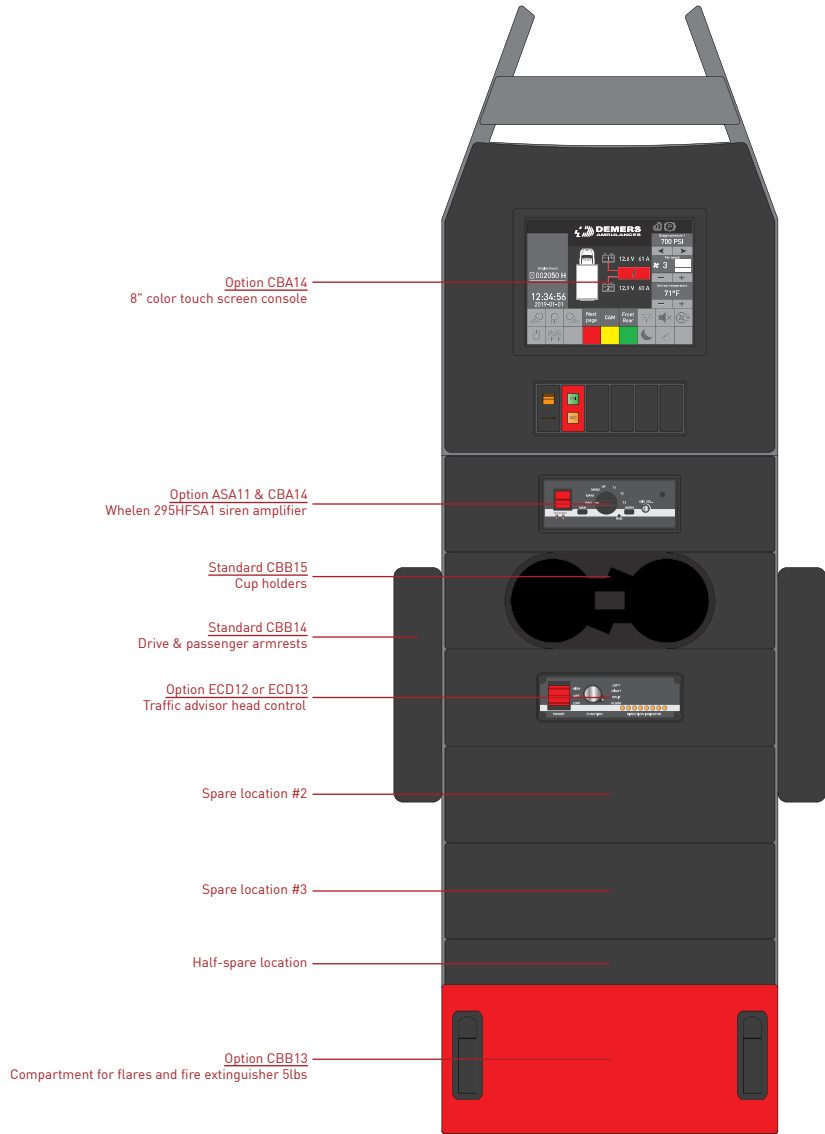
MXP170E-Ford

Floor console details - With options

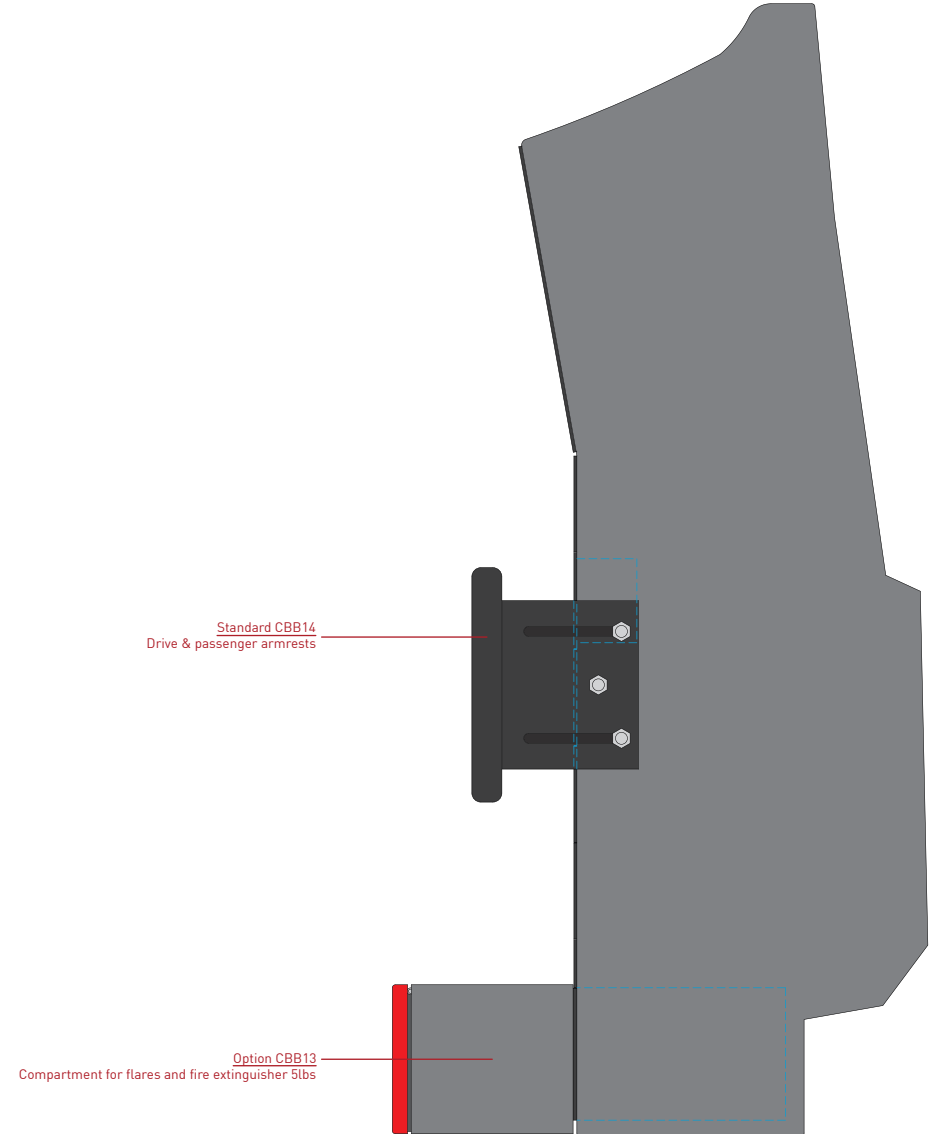
Date: 2019-01-31 rev.0
 Scale: 1:8
 Designer: BL

Standard CBB11
 Floor mounted console with driver/passengers armrests,
 two cup holders and spare locations

Top view

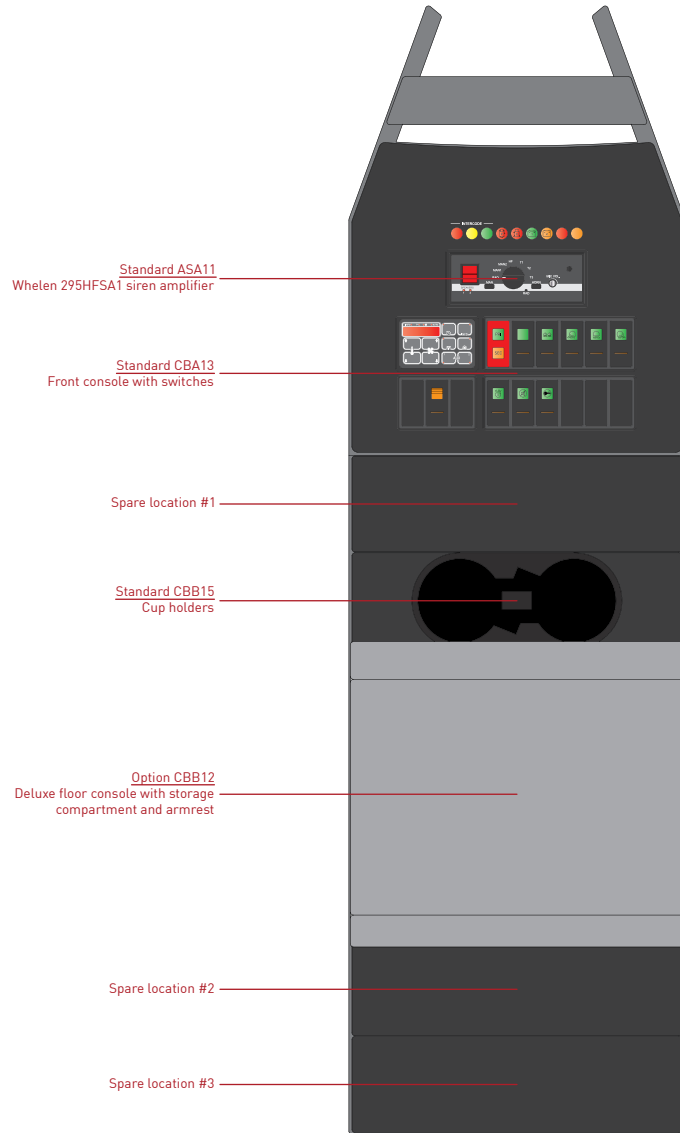


Side view



Option CBB12
Deluxe floor console with storage compartment, armrest, two cup holders and three spare locations

Top view



Side view

