

DIMENSIONS ARE APPROXIMATE  
 OVERALL HEIGHT = 112"  
 OVERALL WIDTH WITH RUB  
 RAILS & FENDERETTES = 98"

(7) WHELEN 900 SUPER LED WARNING LIGHTS  
 RED/RED/RED/WHITE/RED/RED/RED  
 WITH CLEAR LENSES

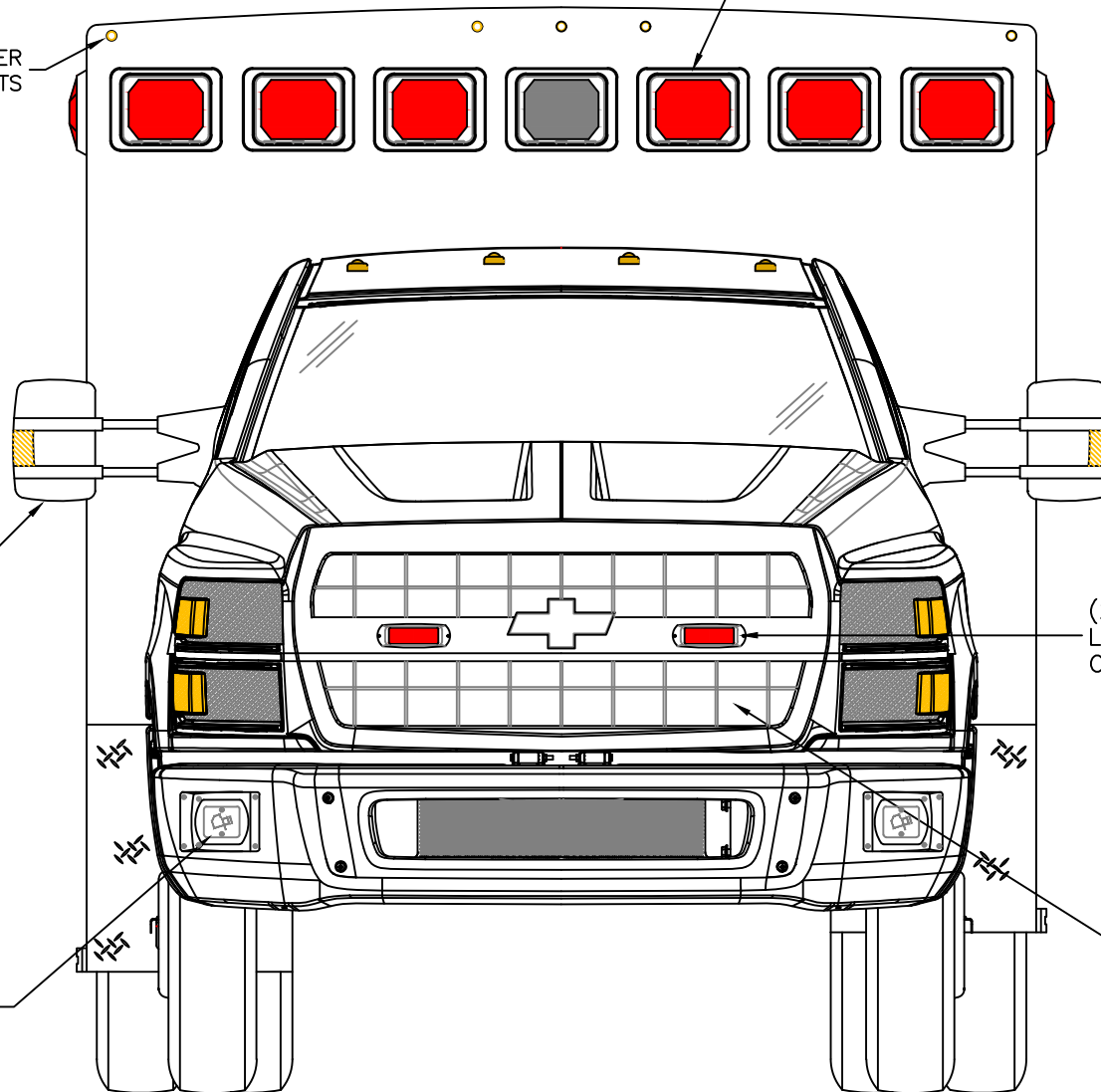
(5) AMBER  
 MINI-LED MARKER LIGHTS

OEM POWER  
 ADJUSTABLE  
 MIRRORS

(2) WHELEN 500 RED  
 LED LIGHTS WITH  
 CLEAR LENSES

HIDDEN UNLOCK SWITCH  
 IN GRILLE AREA

(2) 100W SIREN  
 SPEAKERS IN THE BUMPER



THIS DRAWING IS FOR REPRESENTATIONAL PURPOSES ONLY. DETAILS ARE CONCEPTUAL AND ARE SUBJECT TO CHANGE DURING DESIGN AND CONSTRUCTION  
 DIMENSIONS ARE APPROXIMATE UNLESS NOTED OTHERWISE TO MEET A SPECIFIC CUSTOMER NEED.

MODEL YEAR 2025



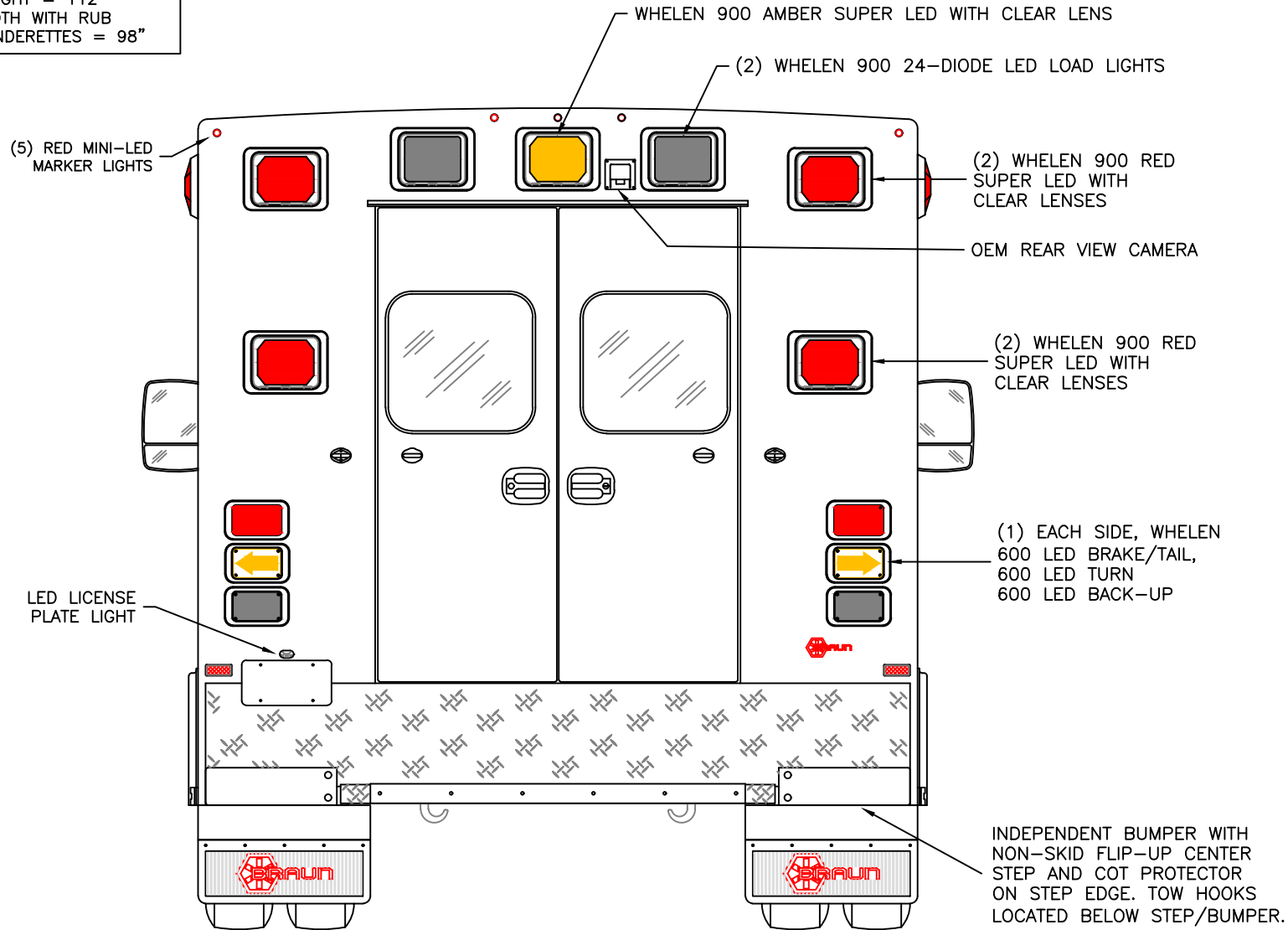
FRONT EXTERIOR VIEW  
 CHIEF XL-1/CHEVY 5500HD CHASSIS

DATE: 2-22-24  
 DWG. TKD REV. NR  
 DATE:

DRAWING NO.  
 CHIEFXL-1

APPROVAL SIGNATURE:

DIMENSIONS ARE APPROXIMATE  
OVERALL HEIGHT = 112"  
OVERALL WIDTH WITH RUB  
RAILS & FENDERETTES = 98"



THIS DRAWING IS FOR REPRESENTATIONAL PURPOSES ONLY. DETAILS ARE CONCEPTUAL AND ARE SUBJECT TO CHANGE DURING DESIGN AND CONSTRUCTION  
DIMENSIONS ARE APPROXIMATE UNLESS NOTED OTHERWISE TO MEET A SPECIFIC CUSTOMER NEED.

MODEL YEAR 2025



REAR EXTERIOR VIEW  
CHIEF XL-1/CHEVY 5500HD CHASSIS

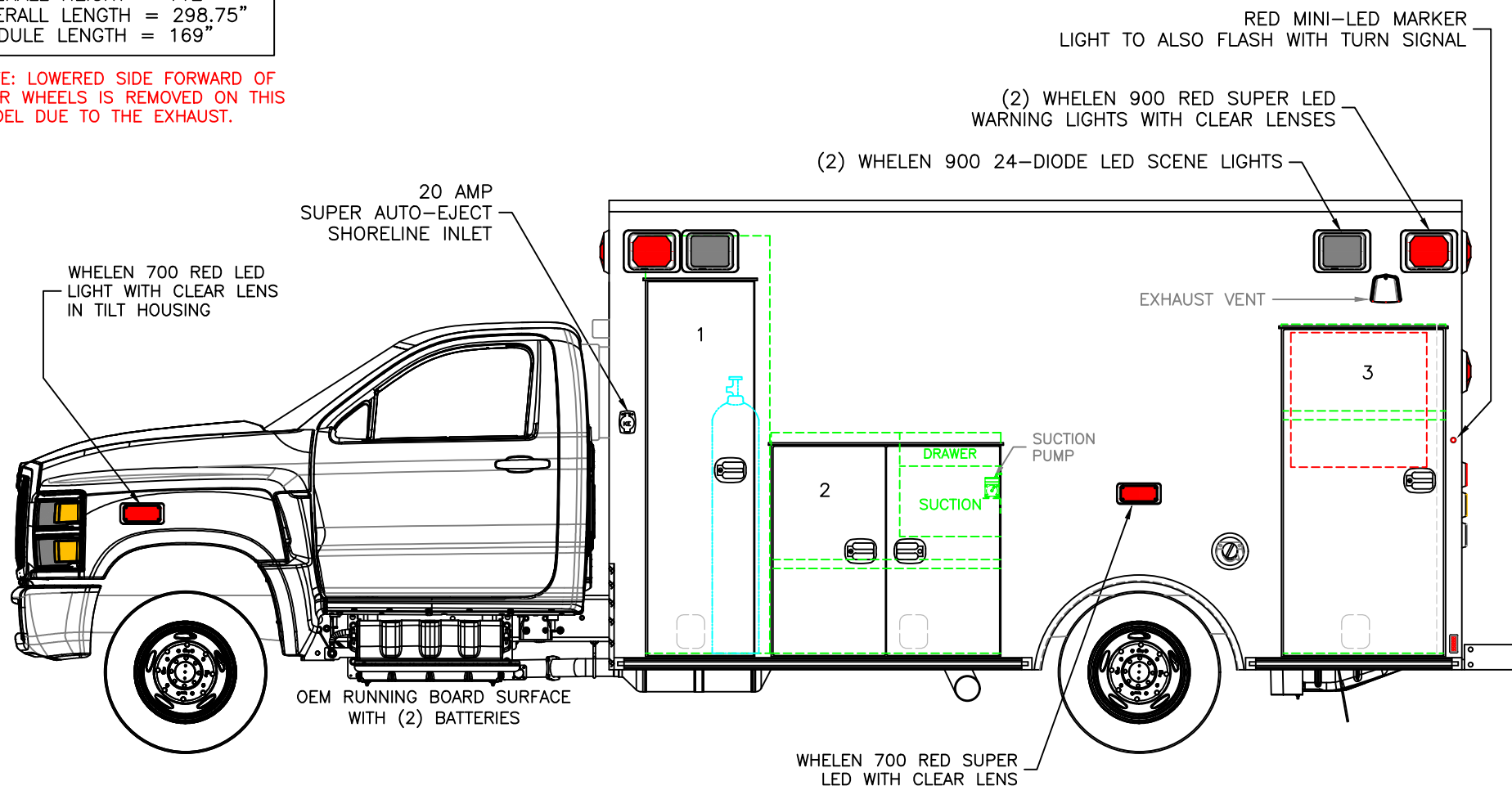
1:16

DATE:  
2-22-24  
DWG. TKD NR

DRAWING NO.  
CHIEFXL-2

DIMENSIONS ARE APPROXIMATE  
 OVERALL HEIGHT = 112"  
 OVERALL LENGTH = 298.75"  
 MODULE LENGTH = 169"

NOTE: LOWERED SIDE FORWARD OF  
 REAR WHEELS IS REMOVED ON THIS  
 MODEL DUE TO THE EXHAUST.



COMPARTMENT

O.S.S #1

CLEAR OPENING: 73.00h x 18.25w  
 INSIDE DIM'S.: 82.75h x 24.50w x 21.75d  
 MAIN OXYGEN STORAGE

O.S.S #2

CLEAR OPENING: 40.25h x 39.50w  
 INSIDE DIM'S.: 43.75h x 45.50w x 21.75d  
 (1) ADJUSTABLE SHELF

O.S.S #3

CLEAR OPENING: 63.50h x 28.75w  
 INSIDE DIM'S.: 65.25h x 32.50w x 21.75d  
 INSIDE/OUTSIDE ACCESS  
 (1) ADJUSTABLE SHELF

THIS DRAWING IS FOR REPRESENTATIONAL PURPOSES ONLY. DETAILS ARE CONCEPTUAL AND ARE SUBJECT TO CHANGE DURING DESIGN AND CONSTRUCTION  
 DIMENSIONS ARE APPROXIMATE UNLESS NOTED OTHERWISE TO MEET A SPECIFIC CUSTOMER NEED.

MODEL YEAR 2025



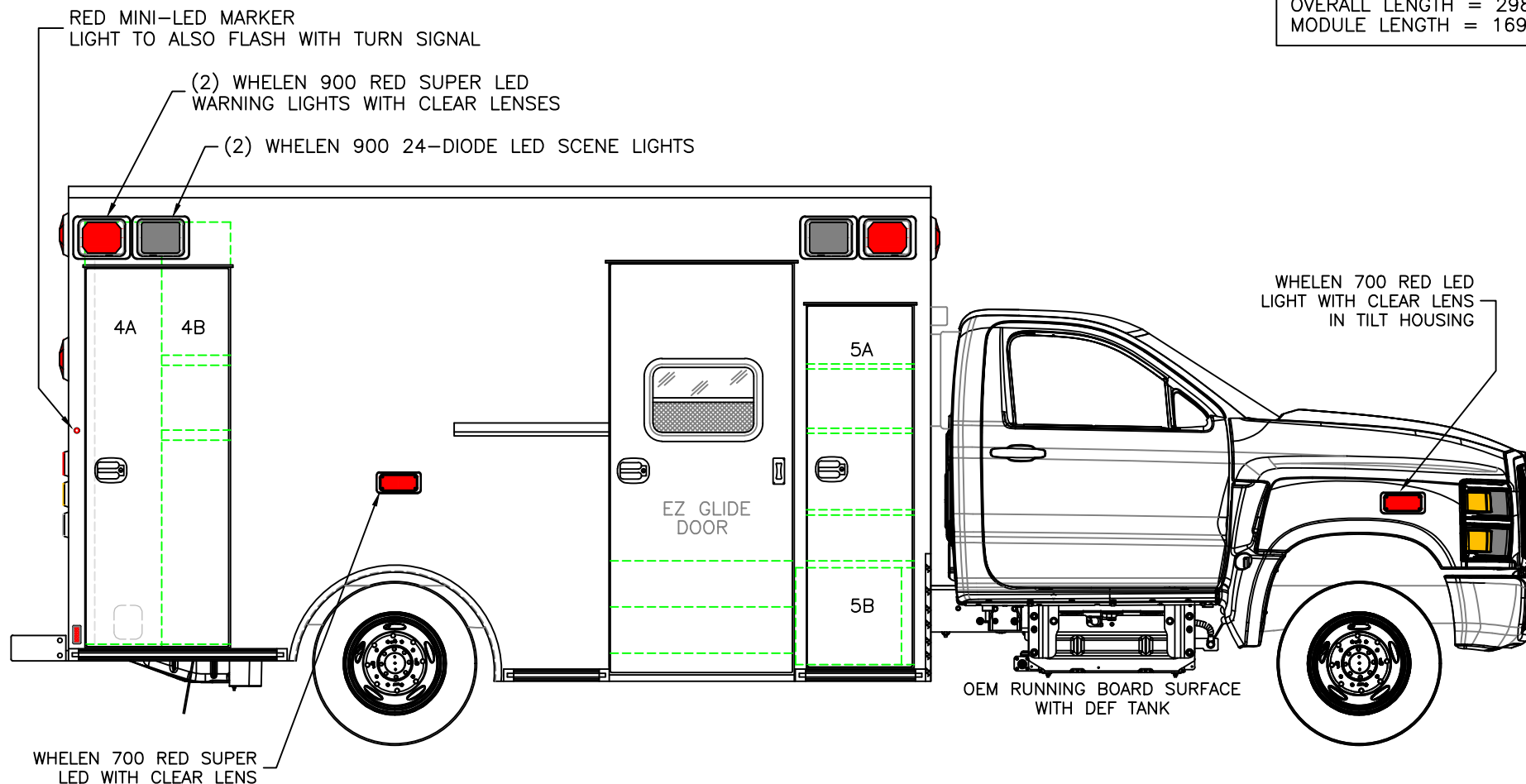
STREETSIDE EXTERIOR VIEW  
 CHIEF XL-I/CHEVY 5500HD CHASSIS

1:30

DATE: 2-22-24  
 DWG. TKD  
 REV. NR

DRAWING NO. CHIEFXL-3

DIMENSIONS ARE APPROXIMATE  
 OVERALL HEIGHT = 112"  
 OVERALL LENGTH = 298.75"  
 MODULE LENGTH = 169"



COMPARTMENT  
 O.S.S #4

CLEAR OPENING: 73.00h x 24.75w  
 INSIDE DIM'S. 4A: 82.75h x 15.00w x 21.75d  
 BACKBOARD/SCOOP STORAGE  
 INSIDE DIM'S. 4B: 82.75h x 13.50w x 21.75d  
 (2) ADJUSTABLE SHELVES WITH INSIDE/OUTSIDE ACCESS

O.S.S #5

CLEAR OPENING: 69.50h x 17.50w  
 INSIDE DIM'S. 5A: SEE PARTITION INTERIOR VIEW  
 INSIDE/OUTSIDE STORAGE WITH (3) ADJUSTABLE SHELVES  
 INSIDE DIM'S. 5B: 19.00h x 20.75w x 19.00d

THIS DRAWING IS FOR REPRESENTATIONAL PURPOSES ONLY. DETAILS ARE CONCEPTUAL AND ARE SUBJECT TO CHANGE DURING DESIGN AND CONSTRUCTION  
 DIMENSIONS ARE APPROXIMATE UNLESS NOTED OTHERWISE TO MEET A SPECIFIC CUSTOMER NEED.

MODEL YEAR 2025

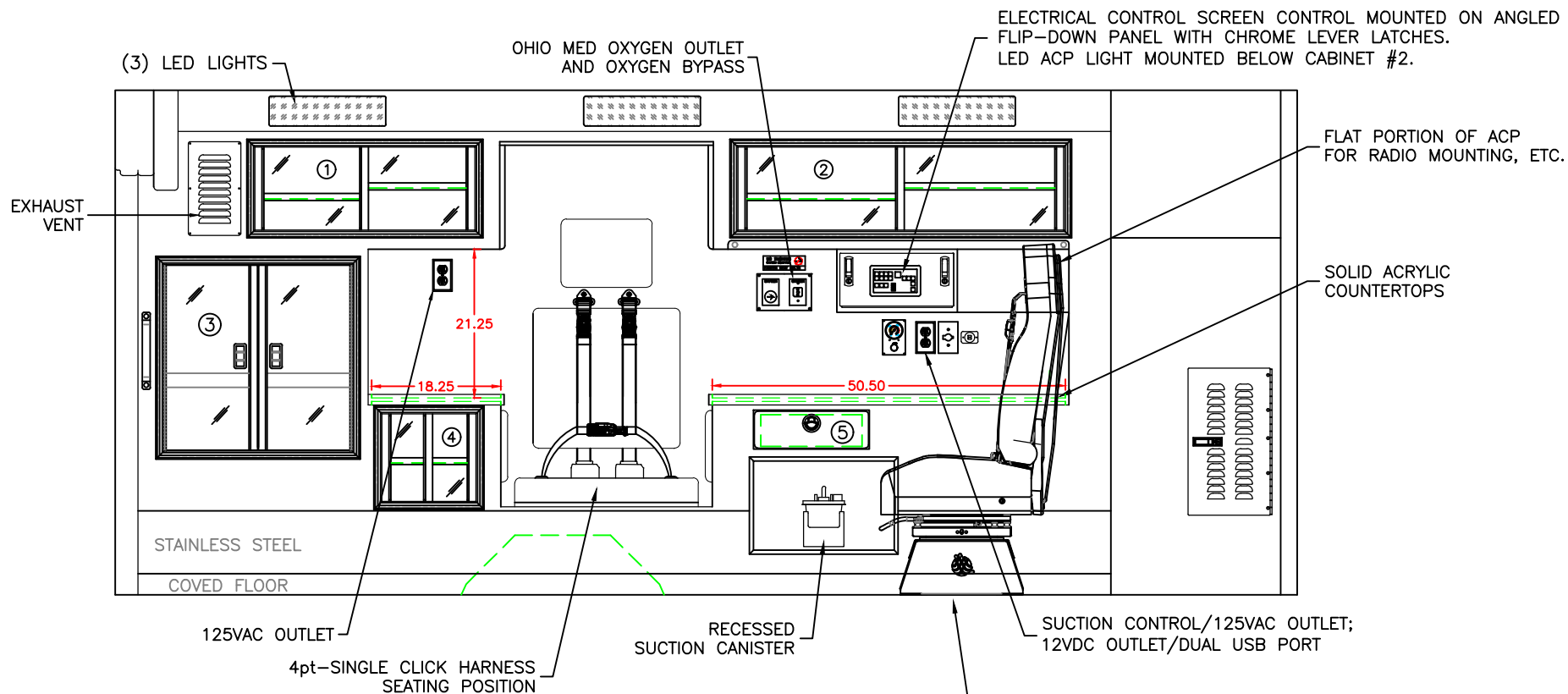


CURBSIDE EXTERIOR VIEW  
 CHIEF XL-I/CHEVY 5500HD CHASSIS

1:30

DATE:  
 2-22-24  
 DWG. TKD  
 REV. NR

DRAWING NO.  
 CHIEFXL-4



#### COMPARTMENT

#1 DOOR OPENING: 11.75h x 31.50w

INSIDE DIMS: 13.25h x 33.00w x 18.25d

(1) ADJ SHELF EACH SIDE OF CENTER DIVIDER  
SLIDING POLYCARBONATE DOORS

TOTAL CABINET WEIGHT RATING = 25 lbs.

#2 DOOR OPENING: 11.75h x 46.50w

INSIDE DIMS: 13.25h x 48.00w x 18.25d

(1) ADJ SHELF EACH SIDE OF CENTER DIVIDER  
SLIDING POLYCARBONATE DOORS

TOTAL CABINET WEIGHT RATING = 25 lbs.

#3 DOOR OPENING: 26.50h x 26.75w

INSIDE DIMS: O.S.S. #3

HINGED POLYCARBONATE DOORS WITH FULL LENGTH  
HANDLES AND CENTER SQUEEZE LATCHES

TOTAL CABINET WEIGHT RATING = 40 lbs.

#4 DOOR OPENING: 12.50h x 13.50w

INSIDE DIMS: 14.00h x 15.00w x 18.25d

(1) ADJUSTABLE SHELF

SLIDING POLYCARBONATE DOORS

TOTAL CABINET WEIGHT RATING = 15 lbs.

#5 PULL-OUT DRAWER WITH HINGED ACRYLIC WRITING SURFACE

INSIDE DIMS: 4.50h x 14.50w x 13.25d

LOCKING STAINLESS STEEL FLUSH PULL LATCH

TOTAL DRAWER WEIGHT RATING = 10 lbs.

THIS DRAWING IS FOR REPRESENTATIONAL PURPOSES ONLY. DETAILS ARE CONCEPTUAL AND ARE SUBJECT TO CHANGE DURING DESIGN AND CONSTRUCTION  
DIMENSIONS ARE APPROXIMATE UNLESS NOTED OTHERWISE TO MEET A SPECIFIC CUSTOMER NEED.

MODEL YEAR 2025



STREETSIDE INTERIOR VIEW

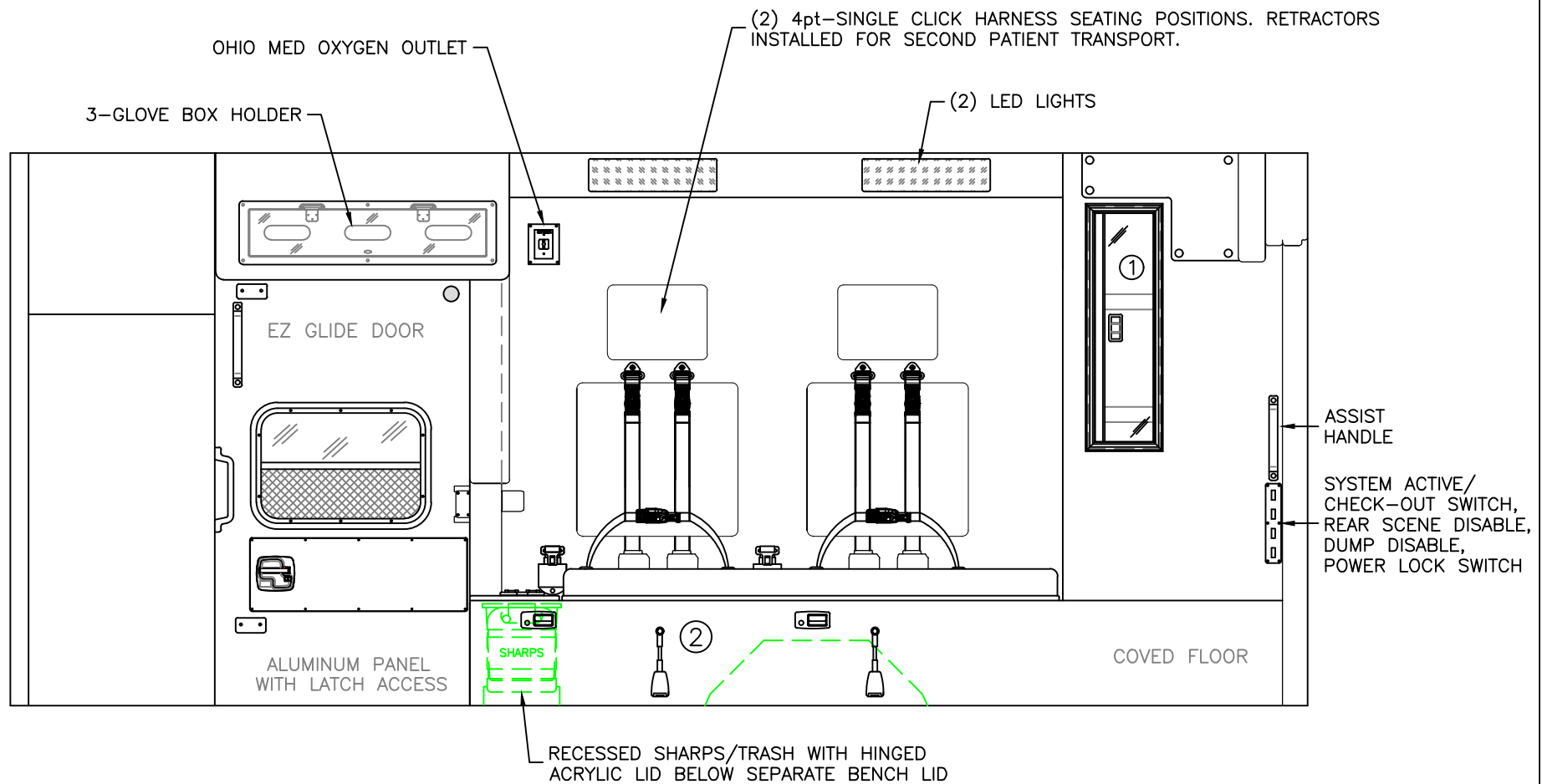
CHIEF XL-I

1:22

DATE:  
3-11-24  
DWG. TKD  
REV. NR

DRAWING NO.

CHIEFXL-5



#### COMPARTMENT

#1 DOOR OPENING: 30.00h x 7.25w  
 INSIDE/OUTSIDE ACCESS TO OSS #4B  
 HINGED POLYCARBONATE DOOR WITH FULL LENGTH  
 HANDLE AND CENTER SQUEEZE LATCH  
 TOTAL CABINET WEIGHT RATING = 25 lbs.

#2 INSIDE DIM'S: 14.25h x 77.00w x 21.00d

THIS DRAWING IS FOR REPRESENTATIONAL PURPOSES ONLY. DETAILS ARE CONCEPTUAL AND ARE SUBJECT TO CHANGE DURING DESIGN AND CONSTRUCTION  
 DIMENSIONS ARE APPROXIMATE UNLESS NOTED OTHERWISE TO MEET A SPECIFIC CUSTOMER NEED.

MODEL YEAR 2025

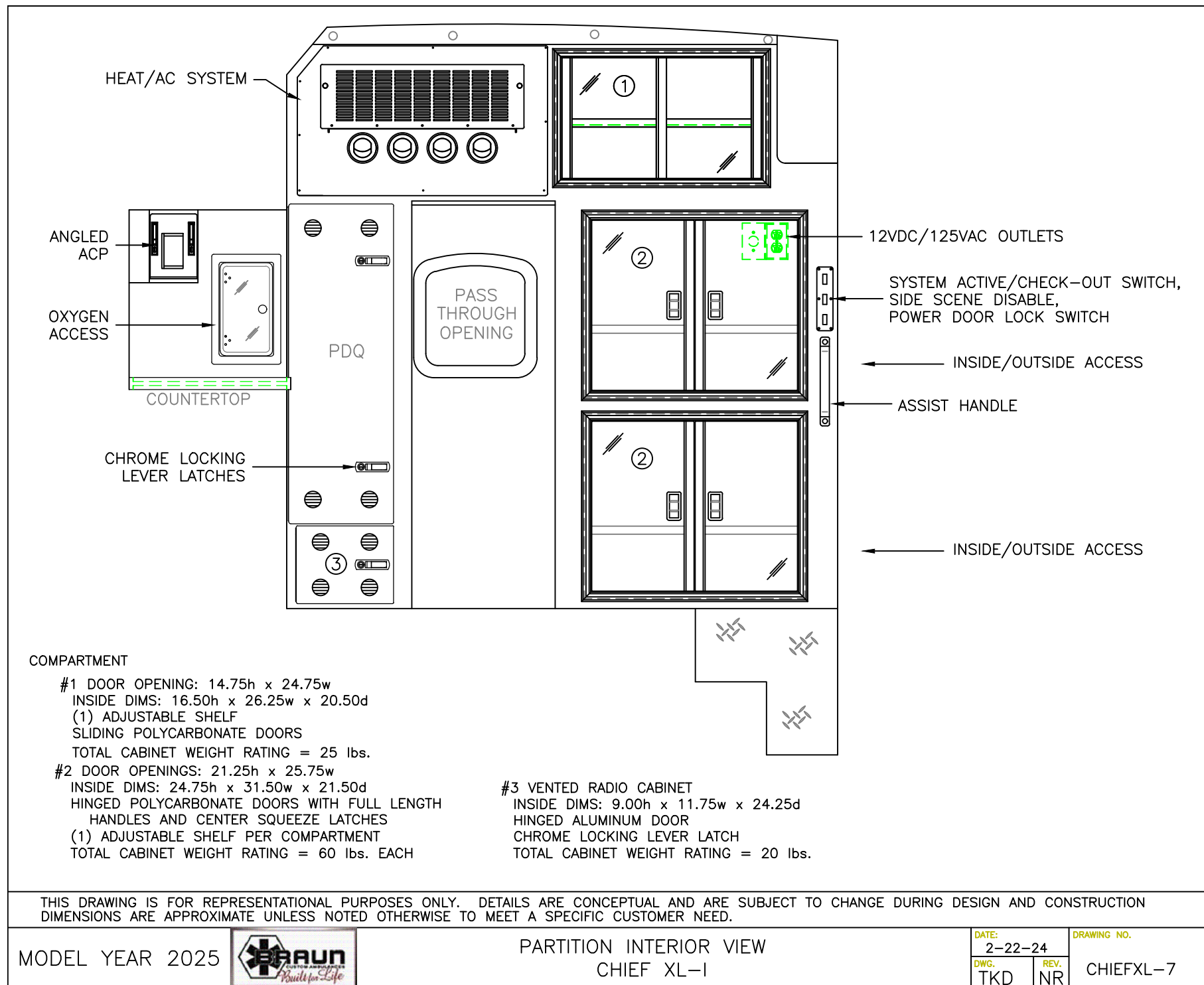


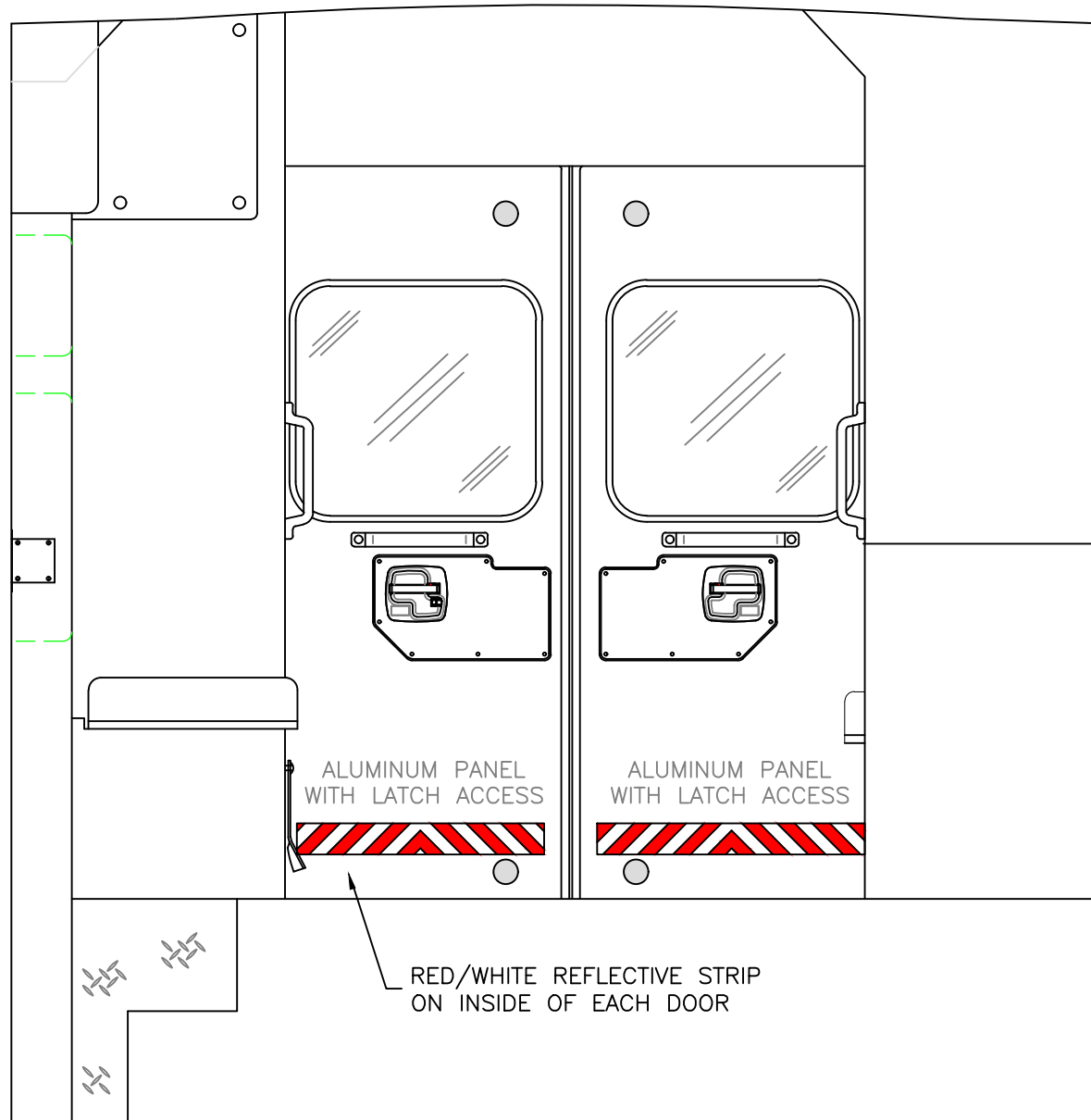
CURBSIDE INTERIOR VIEW  
 CHIEF XL-I

1:20

DATE:	3-11-24
DWG.	TKD
REV.	NR

DRAWING NO.
CHIEFXL-6





THIS DRAWING IS FOR REPRESENTATIONAL PURPOSES ONLY. DETAILS ARE CONCEPTUAL AND ARE SUBJECT TO CHANGE DURING DESIGN AND CONSTRUCTION  
 DIMENSIONS ARE APPROXIMATE UNLESS NOTED OTHERWISE TO MEET A SPECIFIC CUSTOMER NEED.

MODEL YEAR 2025



REAR INTERIOR VIEW  
 CHIEF XL-I

1:12

DATE:  
 3-11-24

DWG. TKD

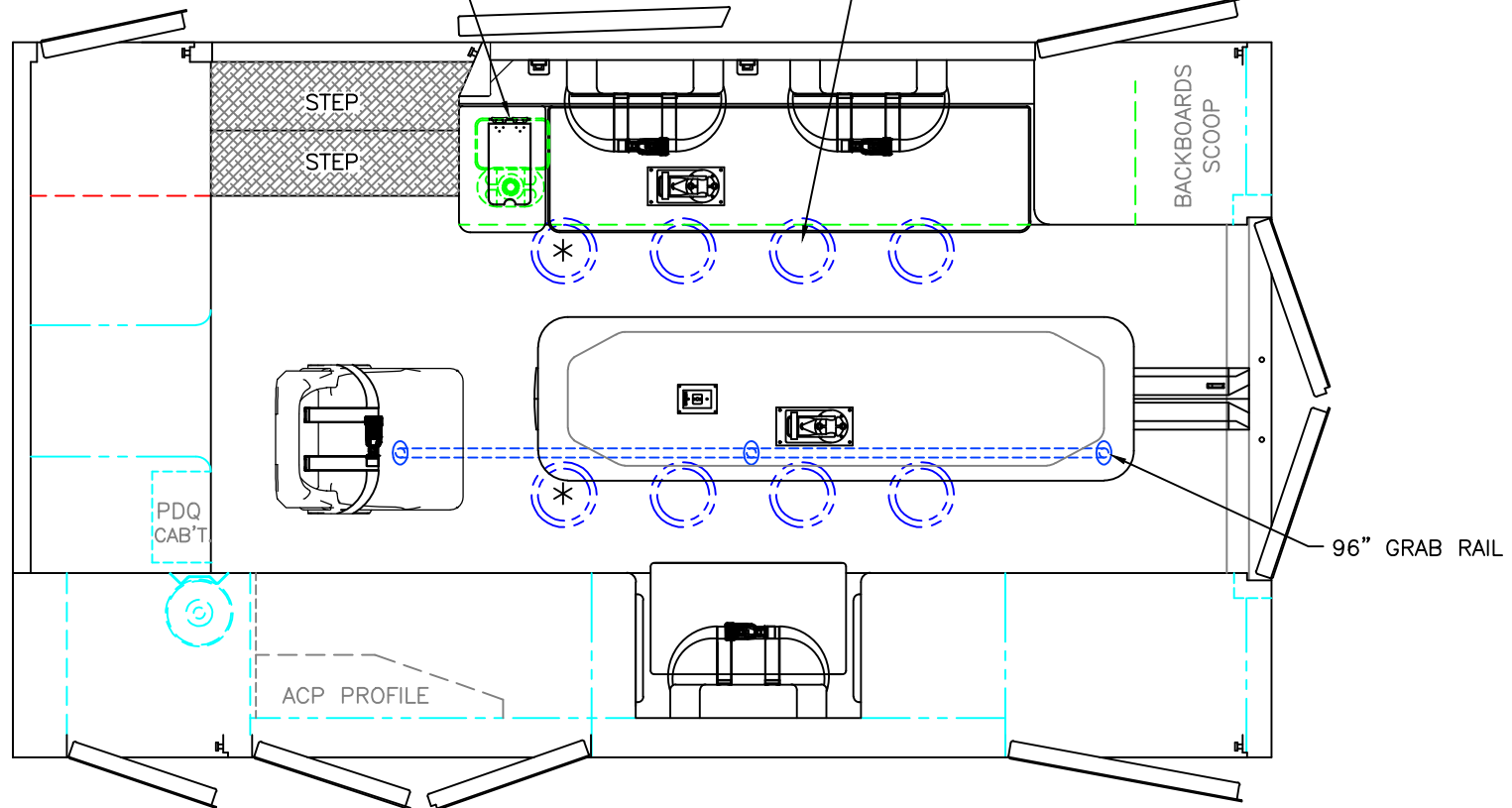
REV. NR

DRAWING NO.

CHIEFXL-8

RECESSED SHARPS/TRASH WITH HINGED  
ACRYLIC LID BELOW SEPARATE BENCH LID

(8) LED  
DOME LIGHTS



 = (2) RECESSED CEILING IV HANGER LOCATIONS

 = (1) CEILING OXYGEN OUTLET

\* (2) ANTENNA BASES LOCATED OUTBOARD OF  
DOME LIGHTS WITH COAX SERVICE LOOP

96" FERNO STAT-TRAC CENTER MOUNT COT HARDWARE

MODULE WIDTH = 96"  
MODULE LENGTH = 169"  
MODULE HEAD ROOM = 72"

THIS DRAWING IS FOR REPRESENTATIONAL PURPOSES ONLY. DETAILS ARE CONCEPTUAL AND ARE SUBJECT TO CHANGE DURING DESIGN AND CONSTRUCTION  
DIMENSIONS ARE APPROXIMATE UNLESS NOTED OTHERWISE TO MEET A SPECIFIC CUSTOMER NEED.

MODEL YEAR 2025



FLOOR INTERIOR VIEW  
CHIEF XL-I

1:22

DATE:  
3-11-24  
DWG. TKD  
REV. NR

DRAWING NO.  
CHIEFXL-9