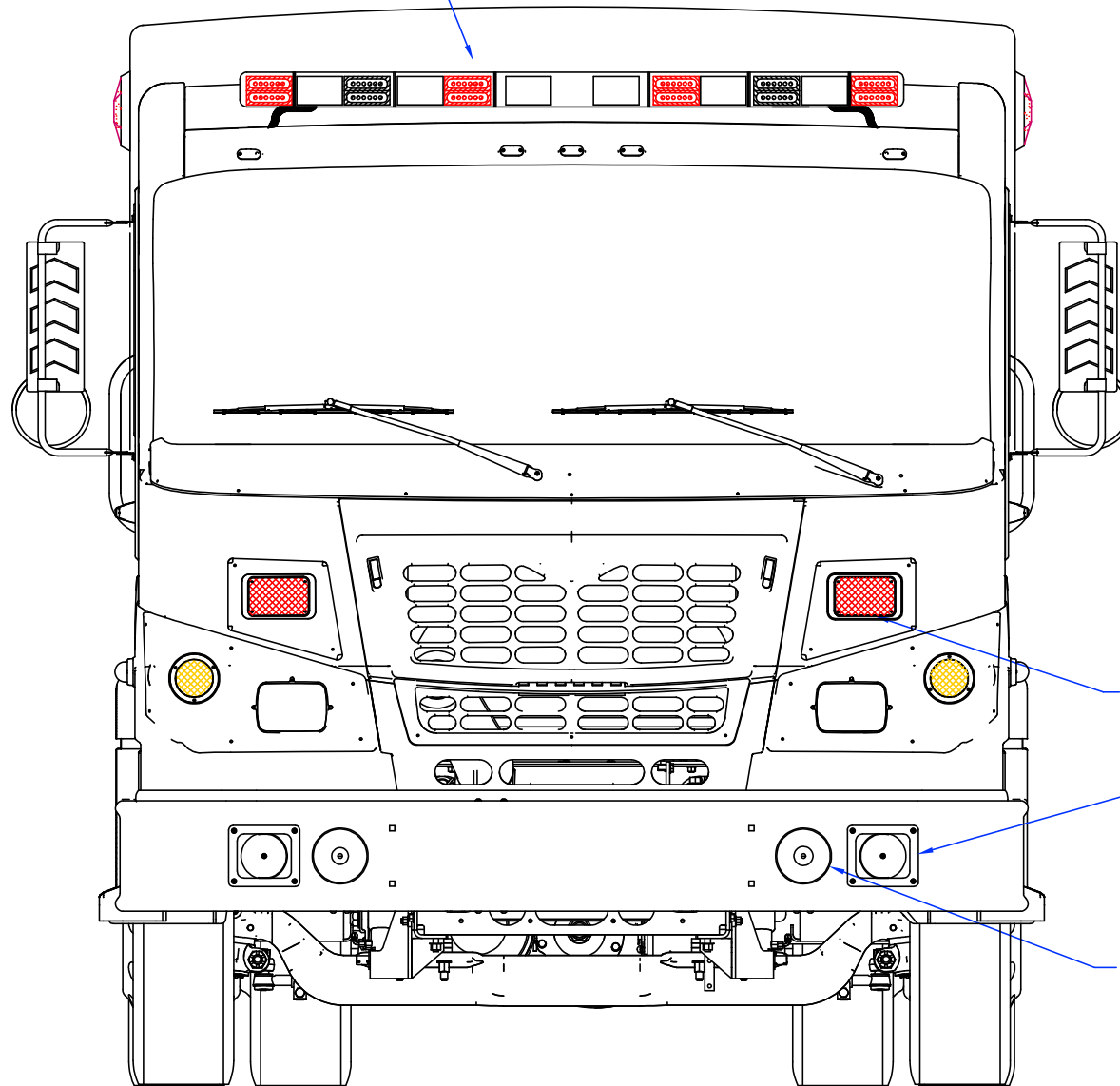


WHELEN FN72QLED EDGE ULTRA FREEDOM LIGHT BAR

OVERALL HEIGHT = 117"  
OVERALL WIDTH WITH RUB  
RAILS & FENDERETTES = 98"



WHELEN 600 RED SUPER LED

SIREN SPEAKERS

AIR HORNS



2010 FRONT EXTERIOR VIEW  
SUPER CHIEF-I SPARTAN FURION CHASSIS

1:18

DATE:	11 JULY 09
DWG.	TKD
REV.	NR

DRAWING NO.	SCFURION-1
-------------	------------

OVERALL HEIGHT = 117"  
 OVERALL WIDTH WITH RUB  
 RAILS & FENDERETTES = 98"

WHELEN 4500 SERIES REAR LIGHT BAR W/BRAKE  
 700 SERIES LED LIGHTS WITH 700 SERIES HALOGEN LOAD LIGHTS  
 RED/RED/RED/LOAD/AMBER/LOAD/RED/RED/RED

CAST PRODUCTS  
 DOOR GRABBERS

EXHAUST VENT

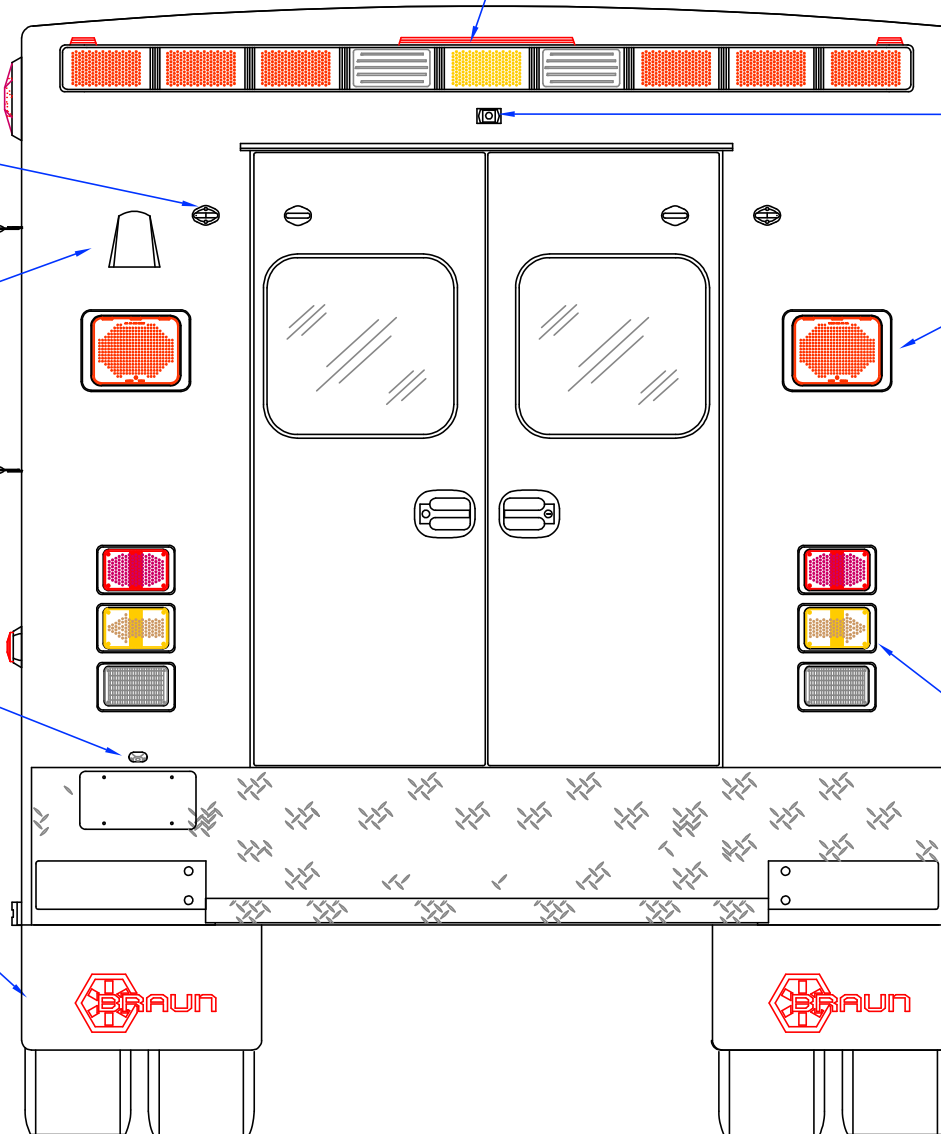
LED LICENSE  
 PLATE LIGHT

MUD FLAPS

REAR VIEW CAMERA

WHELEN 900  
 RED SUPER LED

ONE (1) EACH SIDE  
 WHELEN  
 600 LED BRAKE/TAIL,  
 600 LED TURN  
 600 HALOGEN BACK-UP



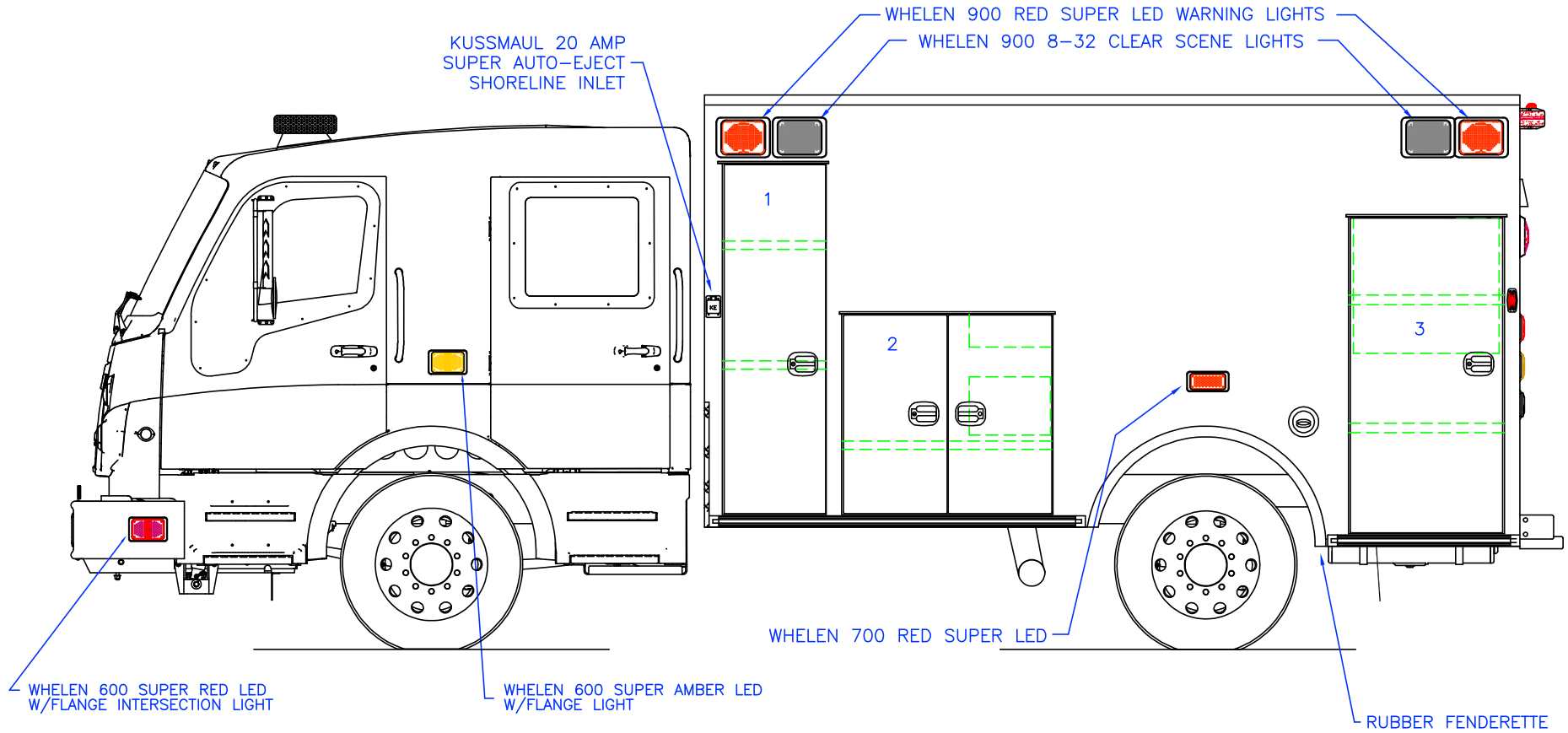
2010 REAR EXTERIOR VIEW  
 SUPER CHIEF- SPARTAN FURION CHASSIS

1:18

DATE:	11 JULY 09	
DWG.	TKD	REV.
		NR

DRAWING NO.  
 SCFURION-2

OVERALL HEIGHT = 117"  
 OVERALL LENGTH = 314" APPROX.  
 MODULE LENGTH = 170"



COMPARTMENT  
 O.S.S #1  
 CLEAR OPENING: 71.50h x 17.75w  
 INSIDE DIM'S.: 72.50h x 21.75w x 21.75d  
 TWO (2) ADJUSTABLE SHELVES

O.S.S #2  
 CLEAR OPENING: 40.25h x 38.25w  
 INSIDE DIM'S.: 43.50h x 43.75w x 21.75d  
 ONE (1) ADJUSTABLE SHELF

O.S.S #3  
 CLEAR OPENING: 63.50h x 29.50w  
 INSIDE DIM'S.: 65.25h x 32.75w x 21.75d  
 INSIDE/OUTSIDE ACCESS  
 TWO (2) ADJUSTABLE SHELVES

DIMENSIONS ARE NOMINAL



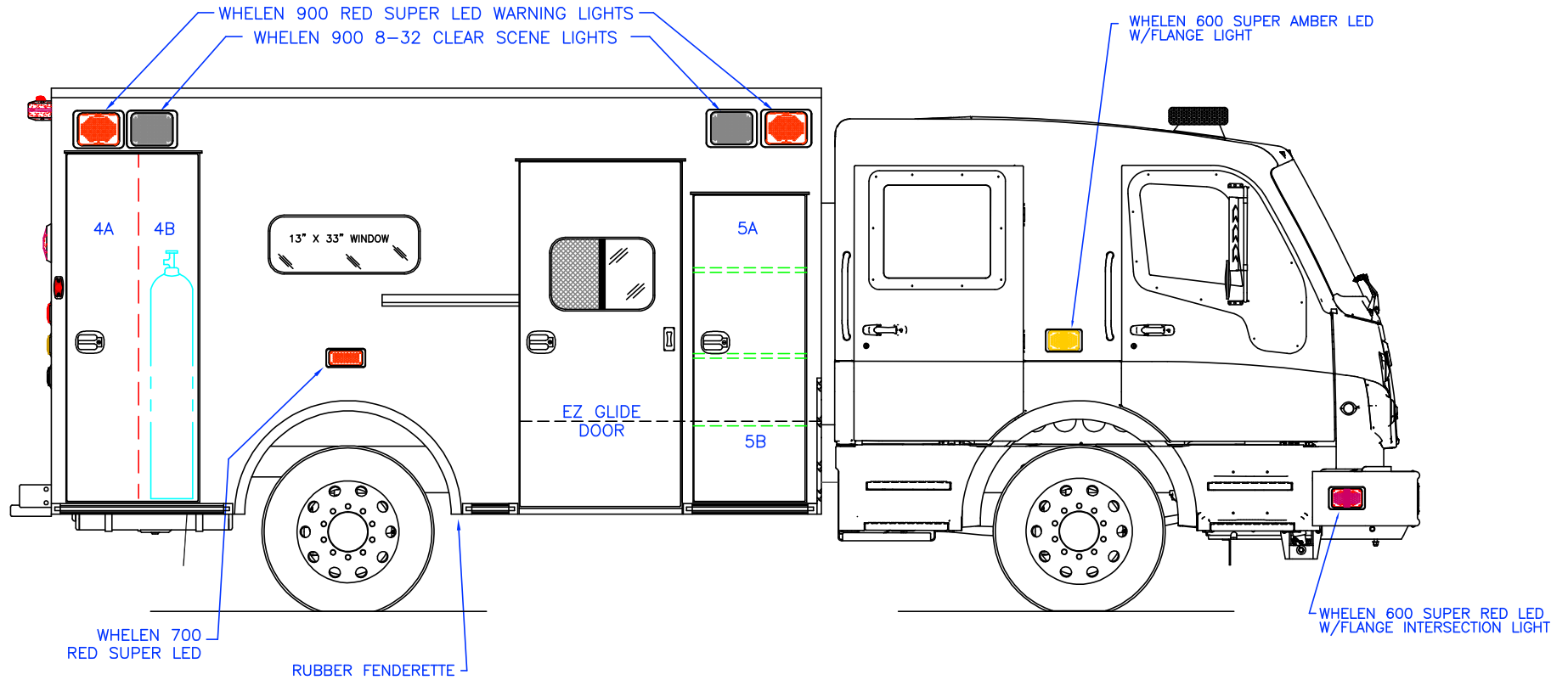
2010 STREETSIDE EXTERIOR VIEW  
 SUPER CHIEF-SPARTAN FURION CHASSIS 162"WB

1:30

DATE:	11 JULY 09	
DWG.	TKD	REV
		NR

DRAWING NO.  
 SCFURION-3

OVERALL HEIGHT = 117"  
 OVERALL LENGTH = 314" APPROX.  
 MODULE LENGTH = 170"



COMPARTMENT  
 O.S.S #4

CLEAR OPENING: 75.50h x 25.25w  
 INSIDE DIM'S. 4A: 76.50h x 16.00w x 21.75d  
 BACKBOARD/SCOOP STORAGE

INSIDE DIM'S. 4B: 76.50h x 13.50w x 13.00d  
 OXYGEN CYLINDER STORAGE

O.S.S #5

CLEAR OPENING: 66.50h x 21.25w  
 INSIDE DIM'S. 5A: 49.50h x 25.50w x 28.50d  
 INSIDE/OUTSIDE STORAGE WITH TWO (2) ADJUSTABLE SHELVES

INSIDE DIM'S. 5B: 16.25h x 29.00w x 16.50d

DIMENSIONS ARE NOMINAL



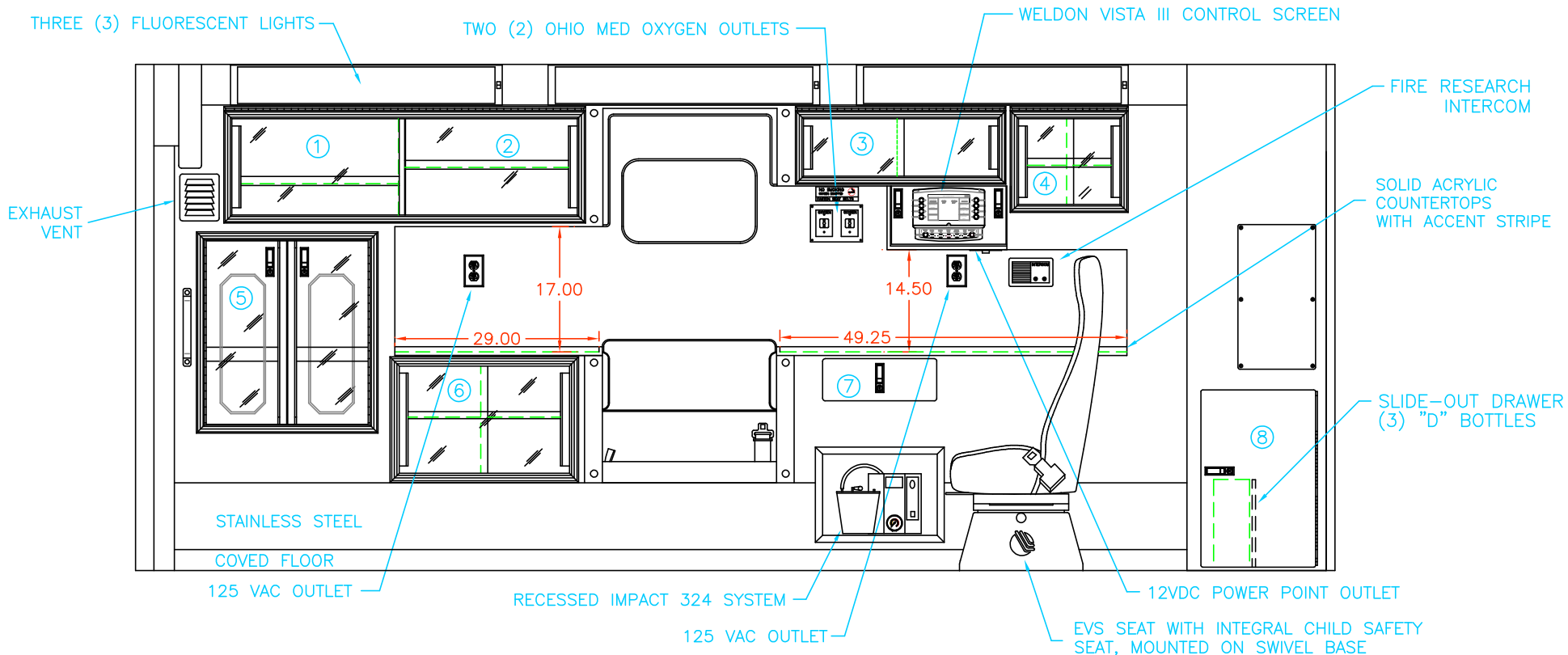
2010 CURBSIDE EXTERIOR VIEW  
 SUPER CHIEF –SPARTAN–FURION CHASSIS 162"WB

DATE:	11 JULY 09
DWG.	TKD
REV.	NR

DRAWING NO.  
 SCFURION-4

1:30

COMPARTMENTS: #1/#2, #3, AND #4 HAVE RESTOCKING FRAMES



COMPARTMENT

- #1,#2 DOOR OPENING: 13.50h x 49.00w  
INSIDE DIMS: 16.00h x 51.00w x 19.50d  
PERMANENT DIVIDER; ONE (1) ADJUSTABLE SHELF EA. SIDE
- #3 DOOR OPENING: 7.75h x 27.50w  
INSIDE DIMS: 10.25h x 29.50w x 19.50d
- #4 DOOR OPENING: 12.00h x 14.25w  
INSIDE DIMS: 19.00h x 16.25w x 19.50d  
ONE (1) ADJUSTABLE SHELF

- #5 DOOR OPENING: 26.25h x 23.50w  
INSIDE DIMS: O.S.S. #3  
RECESSED .375" ACRYLIC DOORS WITH FULL LENGTH HANDLES  
TWO (2) LOCKING LEVER LATCHES
- #6 DOOR OPENING: 15.00h x 24.00w  
INSIDE DIMS: 16.75h x 28.25w x 18.50d  
ONE (1) ADJUSTABLE SHELF
- #7 PULL-OUT DRAWER WITH HINGED ACRYLIC WRITING SURFACE  
INSIDE DIMS: 5.00h x 14.50w x 13.25d  
LOCKING LEVER LATCH
- #8 DOOR OPENING: 24.50h x 15.75w  
INSIDE DIMS: 25.00h x 18.75w x 14.50d  
ALUMINUM DOOR, LOCKING LEVER LATCH

DIMENSIONS ARE NOMINAL

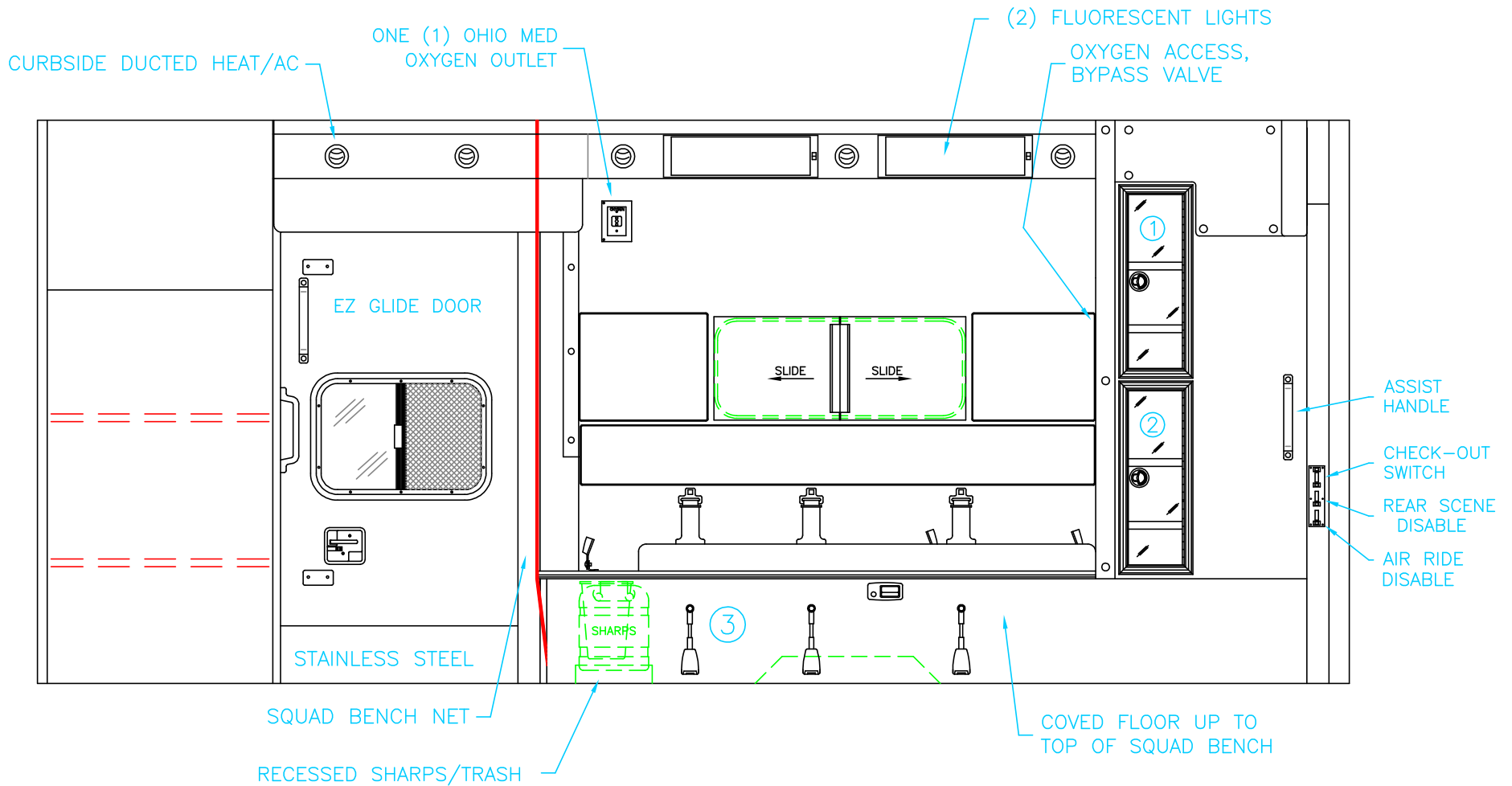


2010 STREETSIDE INTERIOR VIEW  
SUPER CHIEF – SPARTAN FURION CHASSIS

1:22

DATE:	30 JULY 09
DWG.	GLF
REV.	NR

DRAWING NO.	SCFURION-5
-------------	------------



COMPARTMENT

- #1-#2 DOOR OPENINGS: 22.75h x 7.25w
- INSIDE DIMS: 26.00h x 13.25w x 7.50d
- RECESSED .375" ACRYLIC DOORS
- ONE (1) FLUSH PULL LATCH PER DOOR
- TWO (2) ADJUSTABLE SHELVES PER CABINET
- #3 INSIDE DIM'S: 14.25h x 71.75w x 21.00d

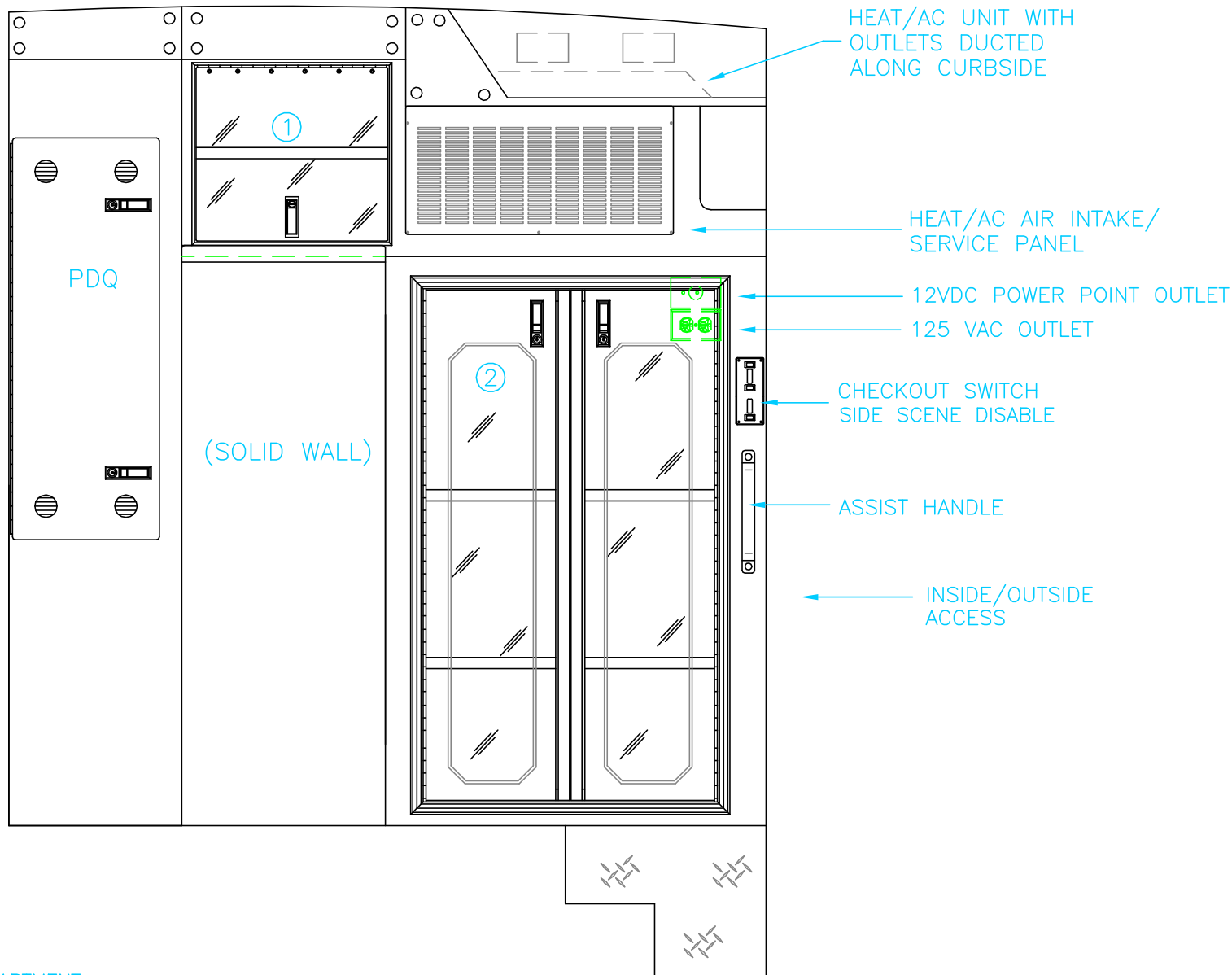
DIMENSIONS ARE NOMINAL



2010 CURBSIDE INTERIOR VIEW  
 SUPER CHIEF – SPARTAN FURION CHASSIS

DATE: 11 JULY 09	DRAWING NO.	
DWG. GLF	REV. NR	SCFURION-6

1:20



COMPARTMENT

#1 DOOR OPENING: 15.75h x 17.25w  
 INSIDE DIMS: 20.25h x 18.25w x 25.50d  
 FLIP-UP ACRYLIC DOOR WITH HOLD-OPENS  
 ONE (1) ADJUSTABLE SHELF  
 LOCKING LEVER LATCH

#2 DOOR OPENING: 46.00h x 26.25w  
 INSIDE DIMS: 50.00h x 30.25w x 28.00d  
 RECESSED .375" ACRYLIC DOORS WITH FULL LENGTH HANDLES  
 TWO (2) LOCKING LEVER LATCHES  
 TWO (2) ADJUSTABLE SHELVES

DIMENSIONS ARE NOMINAL



2010 PARTITION INTERIOR VIEW  
 SUPER CHIEF – SPARTAN FURION CHASSIS

DATE:		11 JULY 09	
DWG.	GLF	REV.	NR

DRAWING NO.  
 SCFURION-7

1:14

BATTERY POWERED CLOCK

RECESSED 3-GLOVE BOX HOLDER

OXYGEN BYPASS

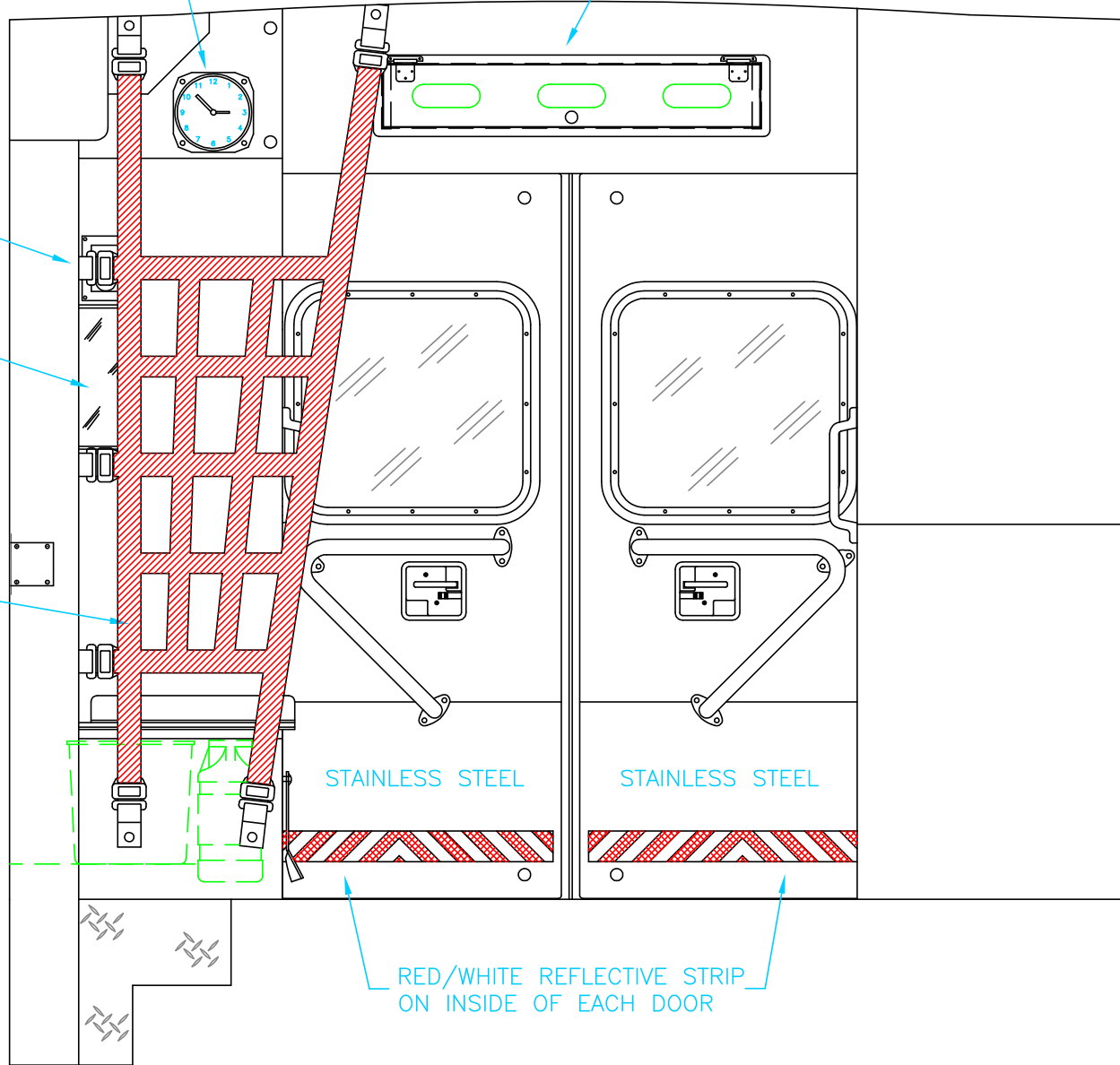
OXYGEN ACCESS

SQUAD BENCH NET

STAINLESS STEEL

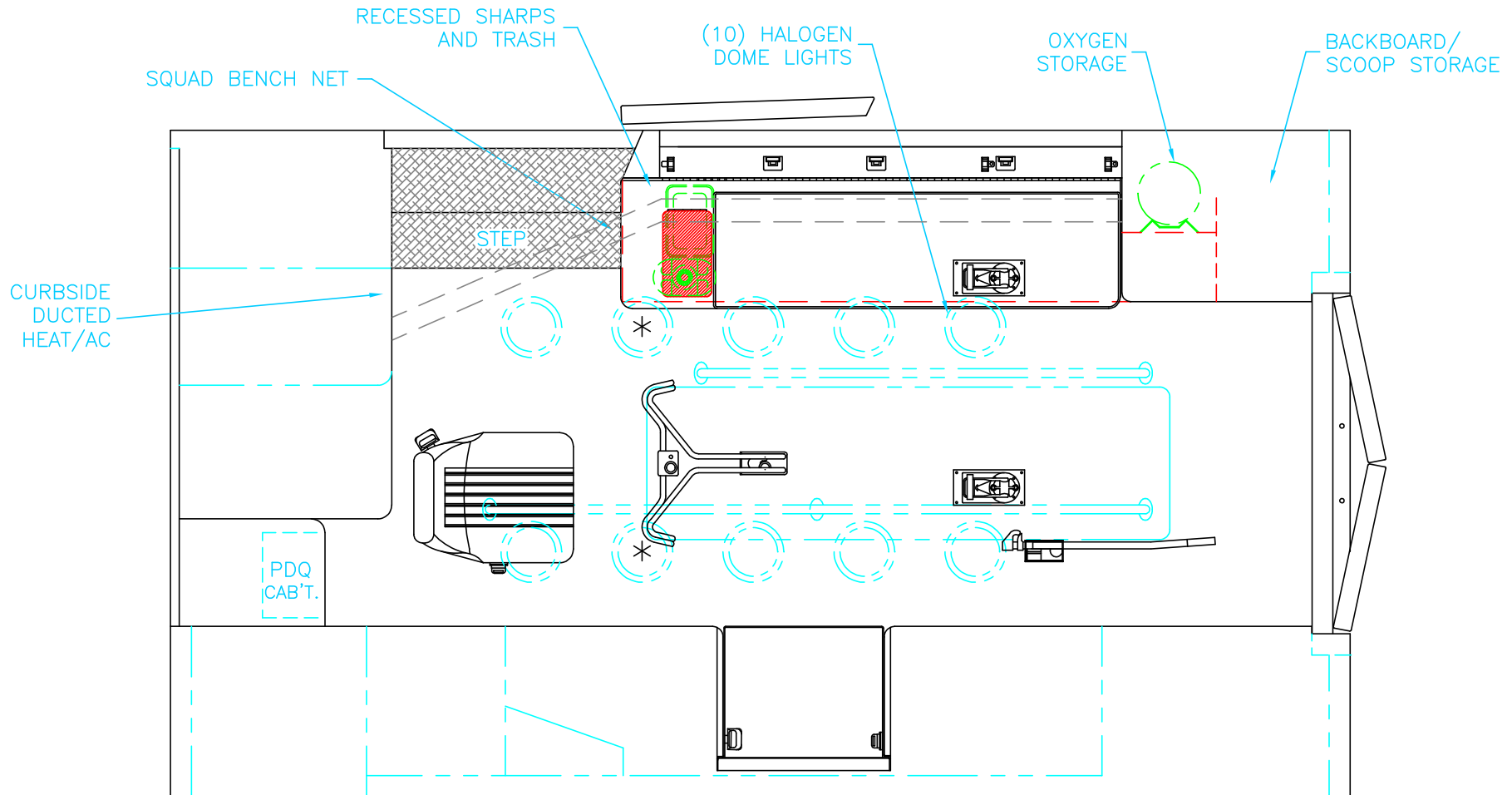
STAINLESS STEEL

RED/WHITE REFLECTIVE STRIP ON INSIDE OF EACH DOOR



2010 REAR INTERIOR VIEW  
 SUPER CHIEF – SPARTAN FURION CHASSIS

DATE:	11 JULY 09	DRAWING NO.	SCFURION-8
DWG.	GLF	REV.	NR
1:14			



\* TWO (2) ANTENNA BASES LOCATED OUTBOARD OF DOME LIGHTS WITH COAX SERVICE LOOP

 TWO (2) RECESSED CEILING IV HANGER LOCATIONS

STRYKER CENTER MOUNT COT HARDWARE

MODULE WIDTH = 96"

MODULE LENGTH = 170"

MODULE HEAD ROOM = 73.5"

DIMENSIONS ARE NOMINAL