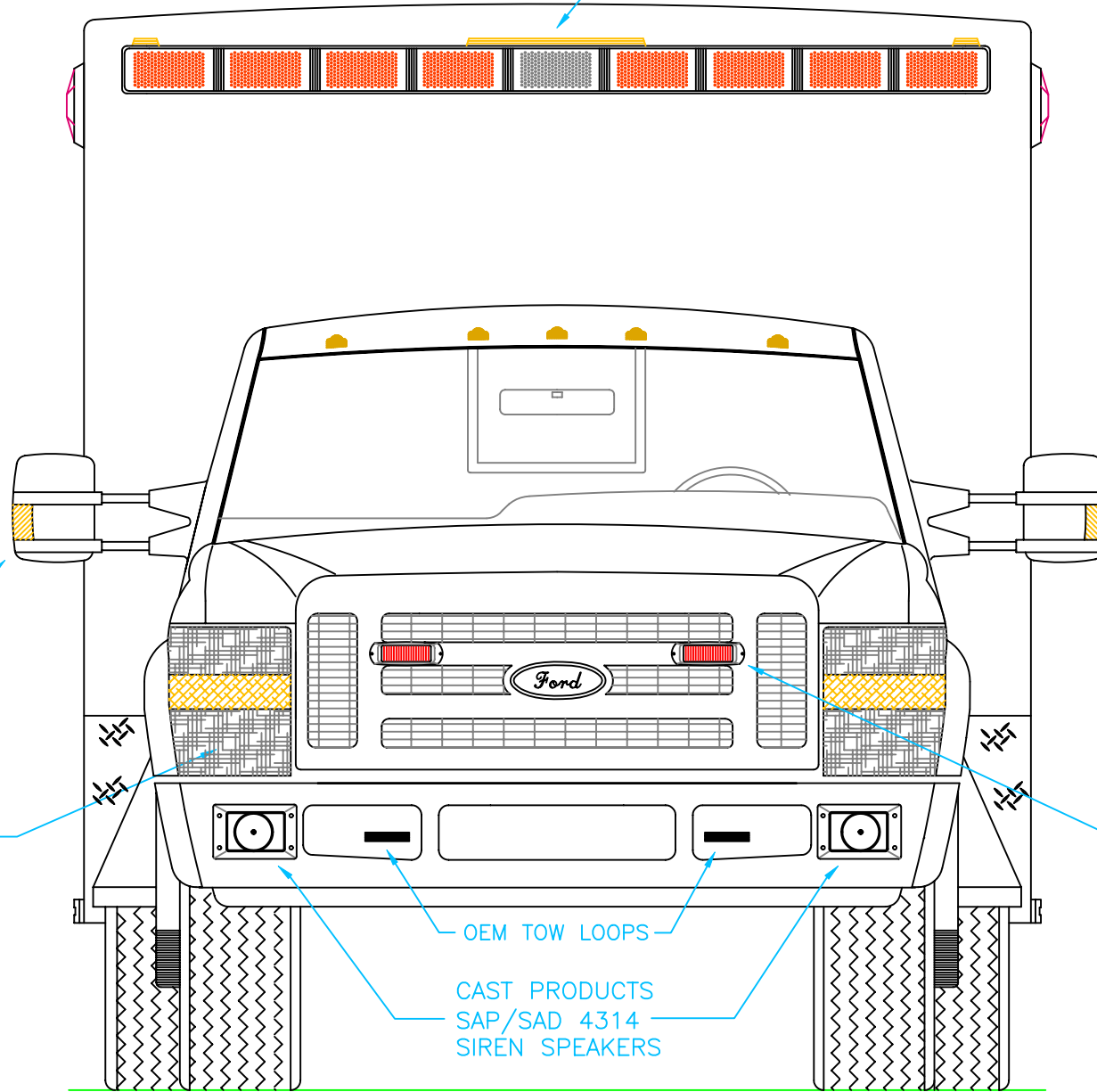


OVERALL HEIGHT = 110"
OVERALL WIDTH WITH RUB
RAILS & FENDERETTES = 98"
DIMENSIONS ARE NOMINAL

WHELEN 4500 SERIES FRONT LIGHT BAR
700 SERIES LED LIGHTS
RED/RED/RED/RED/WHITE/RED/RED/RED/RED



OEM POWER
ADJUSTABLE
MIRRORS

FLASHING HEADLIGHTS W/
DAYTIME RUNNING LIGHTS

OEM TOW LOOPS

CAST PRODUCTS
SAP/SAD 4314
SIREN SPEAKERS

WHELEN 500 SERIES
RED LED GRILLE LIGHTS
IN CPI HOUSINGS

OVERALL HEIGHT = 110"
 OVERALL WIDTH WITH RUB
 RAILS & FENDERETTES = 98"
 DIMENSIONS ARE NOMINAL

WHELEN 4500 SERIES REAR LIGHT BAR W/BRAKE
 700 SERIES LED LIGHTS WITH 700 SERIES HALOGEN LOAD LIGHTS
 RED/RED/RED/LOAD/AMBER/LOAD/RED/RED/RED

CAST PRODUCTS
 DOOR GRABBERS

EXHAUST VENT

LED LICENSE
 PLATE LIGHT

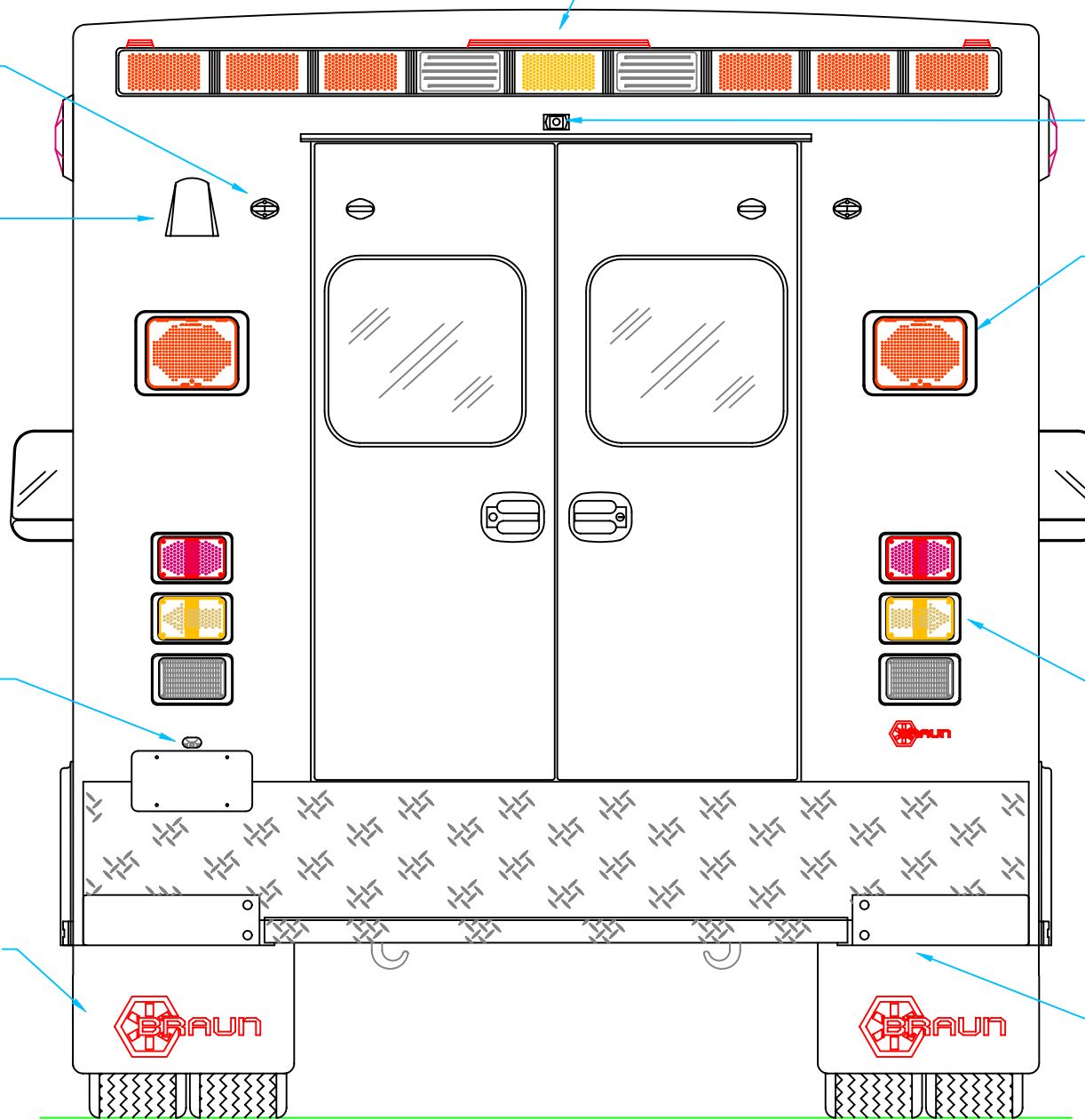
MUD FLAPS

REAR VIEW CAMERA

WHELEN 900 RED SUPER LED

ONE (1) EACH SIDE
 WHELEN
 600 LED BRAKE/TAIL,
 600 LED TURN
 600 HALOGEN BACK-UP

INDEPENDENT BUMPER WITH
 FLIP-UP CENTER STEP AND
 TOW HOOKS



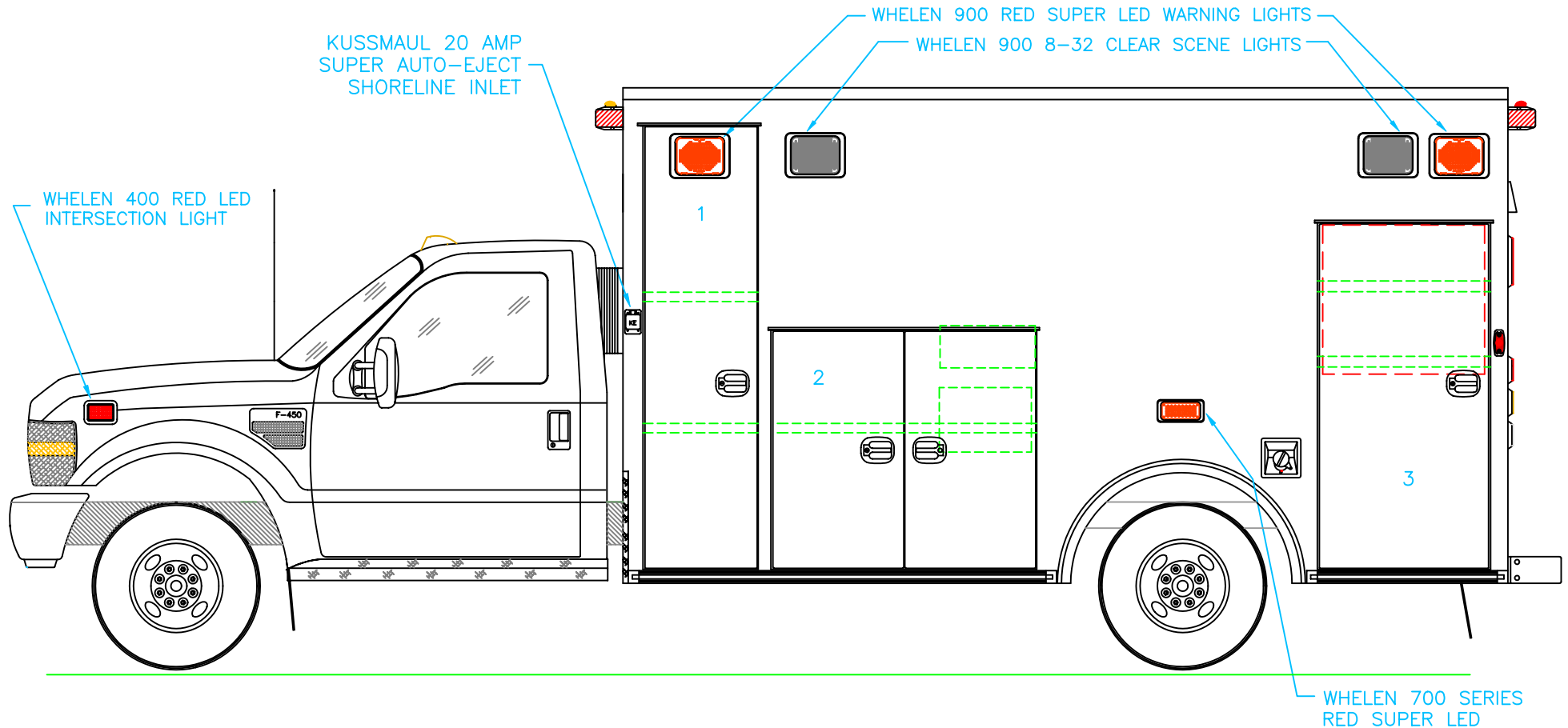
2010 REAR EXTERIOR VIEW
 CHIEF XL-1/F-450 CHASSIS

DATE:	11 JULY 09
DWG.	GLF
REV.	NR

DRAWING NO.
 XLF450-2

1:16

OVERALL HEIGHT = 110"
 OVERALL LENGTH = 298.5"
 MODULE LENGTH = 166"



COMPARTMENT

O.S.S #1

CLEAR OPENING: 81.75h x 17.75w
 INSIDE DIM'S.: 82.75h x 22.25w x 20.75d
 TWO (2) ADJUSTABLE SHELVES

O.S.S #2

CLEAR OPENING: 43.25h x 45.75w
 INSIDE DIM'S.: 46.75h x 50.00w x 20.00d
 ONE (1) ADJUSTABLE SHELF

O.S.S #3

CLEAR OPENING: 63.50h x 28.75w
 INSIDE DIM'S.: 65.25h x 32.75w x 20.00d
 INSIDE/OUTSIDE ACCESS
 TWO (2) ADJUSTABLE SHELVES

DIMENSIONS ARE NOMINAL



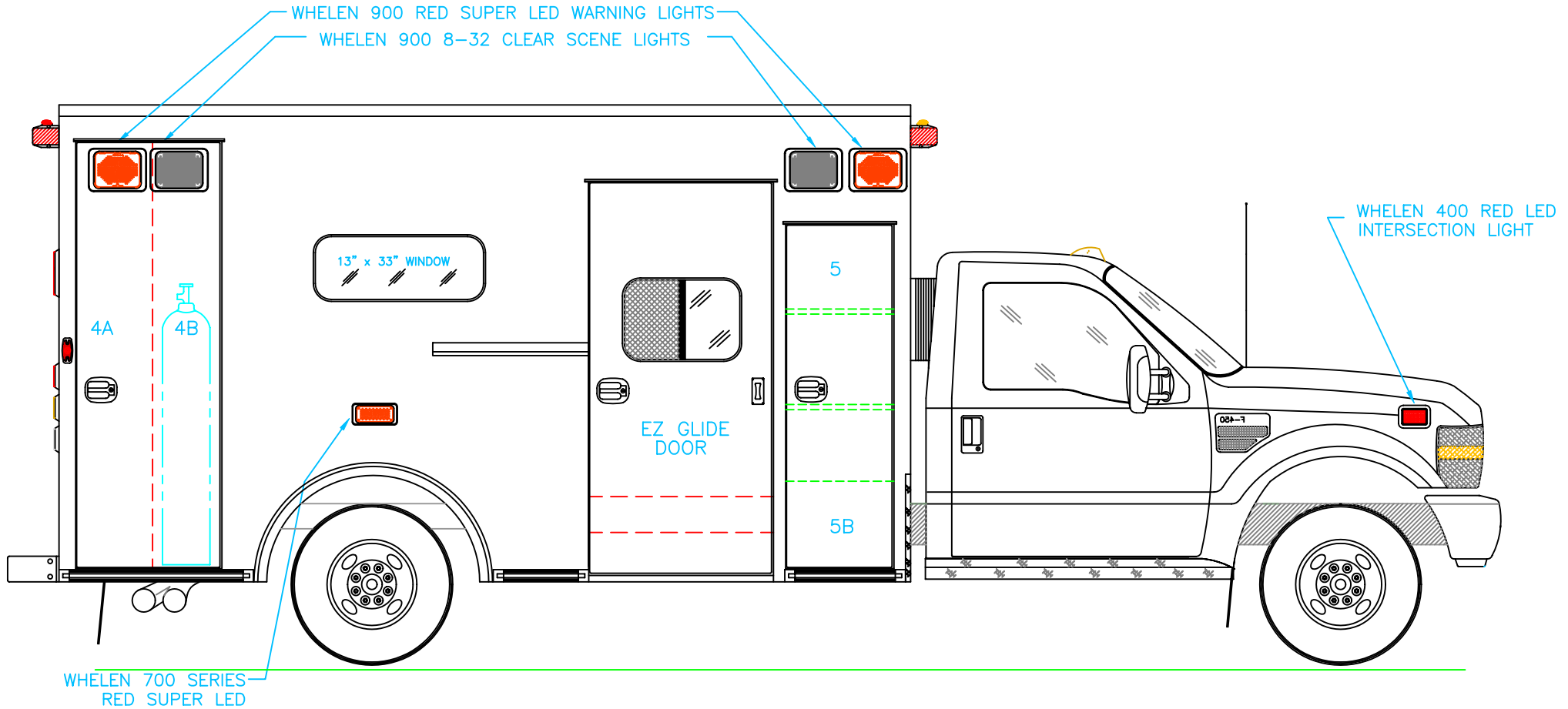
2010 STREETSIDE EXTERIOR VIEW
 CHIEF XL-1/F-450 CHASSIS

1:30

DATE: 11 JULY 09	
DWG. GLF	REV. NR

DRAWING NO.
 XLF450-3

OVERALL HEIGHT = 110"
 OVERALL LENGTH = 298.5"
 MODULE LENGTH = 166"



COMPARTMENT
 O.S.S #4

CLEAR OPENING: 81.75h x 24.75w
 INSIDE DIM'S. 4A: 82.75h x 15.00w x 20.75d
 BACKBOARD/SCOOP STORAGE
 INSIDE DIM'S. 4B: 82.75h x 13.50w x 12.00d
 OXYGEN CYLINDER STORAGE

O.S.S #5

CLEAR OPENING: 65.50h x 17.50w
 INSIDE DIM'S. 5A: SEE PARTITION INTERIOR VIEW
 INSIDE/OUTSIDE STORAGE WITH TWO (2) ADJUSTABLE SHELVES
 INSIDE DIM'S. 5B: 16.50h x 17.50w x 17.00d

DIMENSIONS ARE NOMINAL

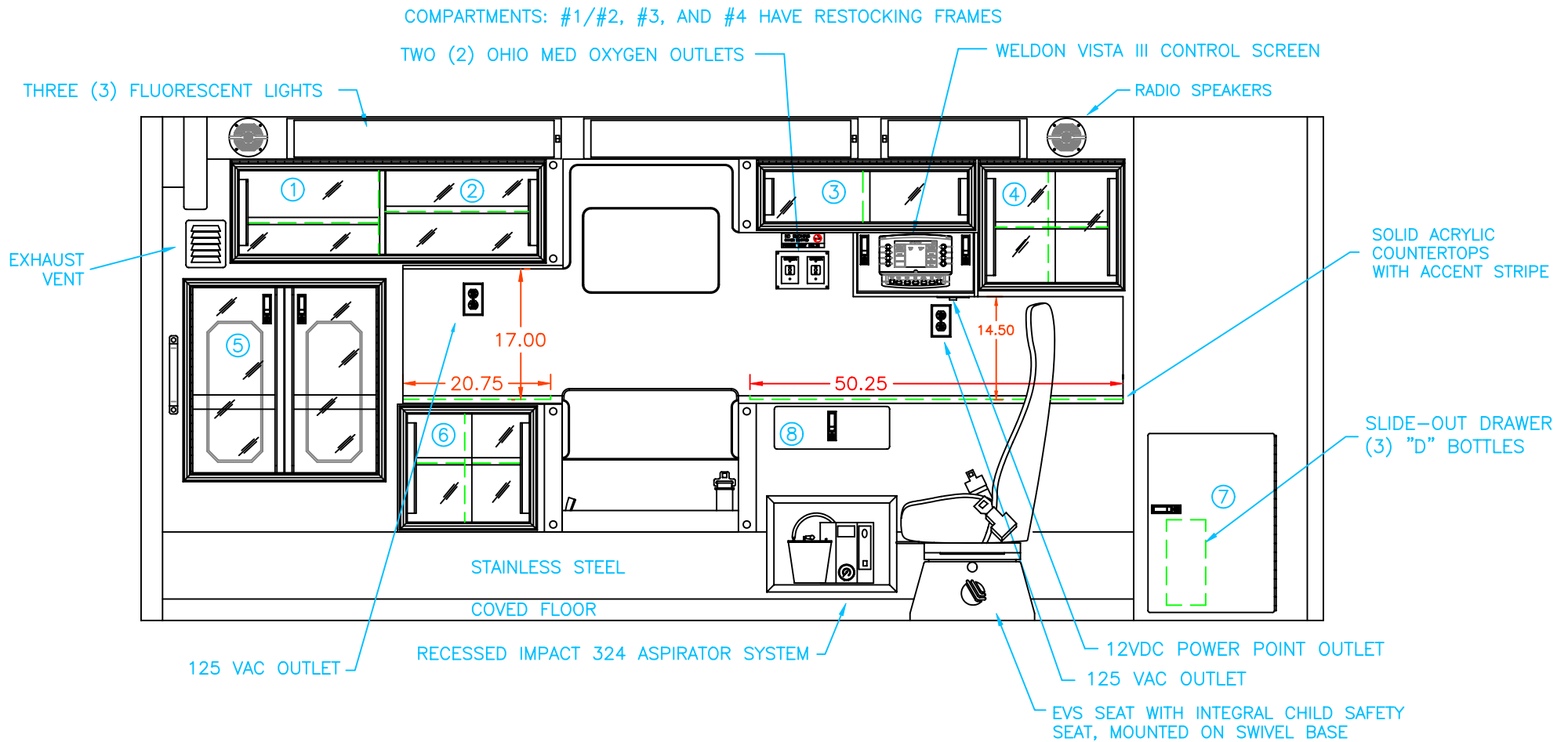


2010 CURBSIDE EXTERIOR VIEW
 CHIEF XL-I/F-450 CHASSIS

DATE:	11 JULY 09
DWG.	GLF
REV.	NR

DRAWING NO.
 XLF450-4

1:30

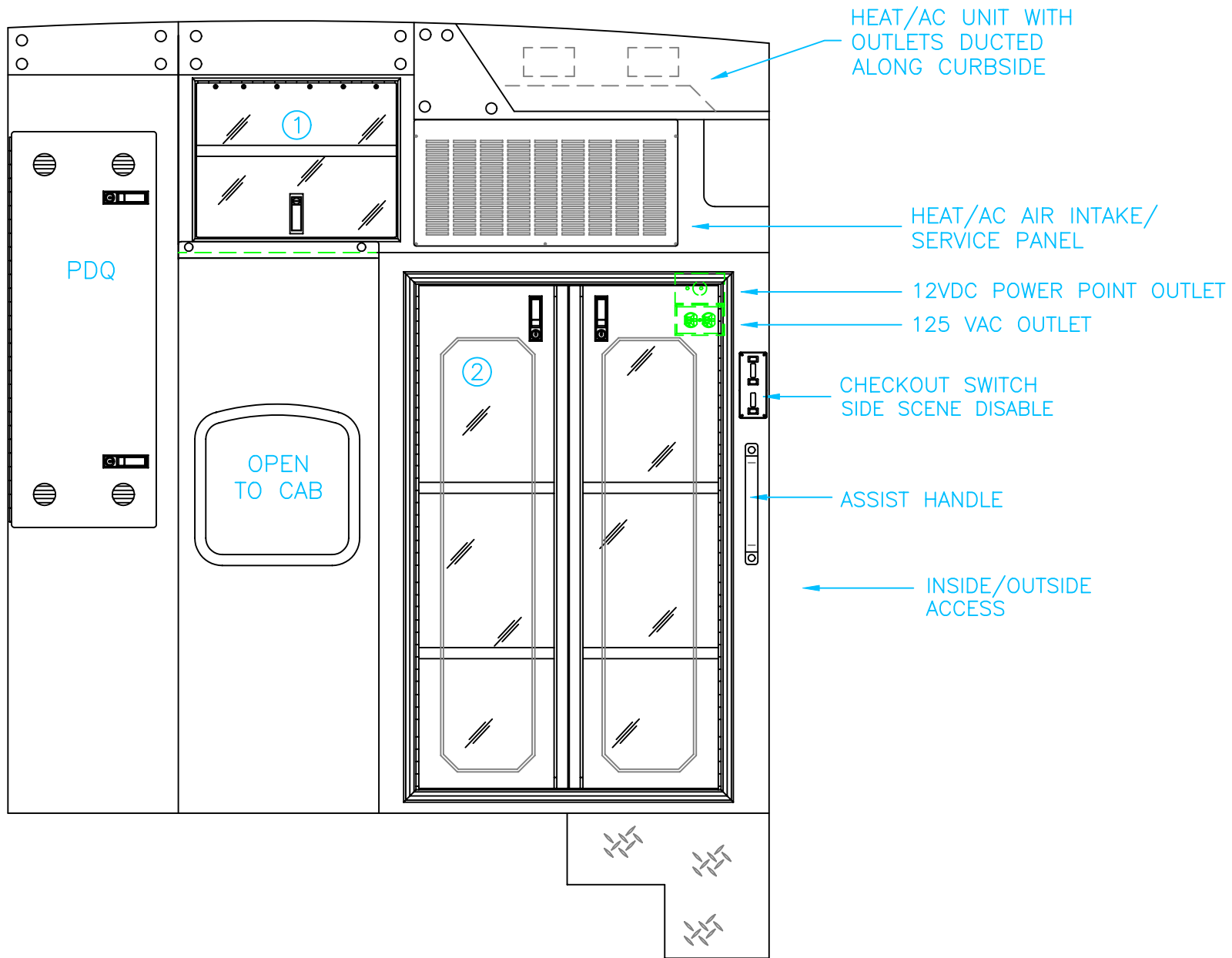


COMPARTMENT

- #1/#2 DOOR OPENING: 11.75h x 42.00w
INSIDE DIMS: 14.25h x 44.00w x 17.25d
PERMANENT DIVIDER (CENTERED)
ONE (1) ADJUSTABLE SHELF EACH SIDE
- #3 DOOR OPENING: 6.75h x 28.50w
INSIDE DIMS: 9.25h x 30.50w x 17.25d
- #4 DOOR OPENING: 15.50h x 18.25w
INSIDE DIMS: 18.00h x 20.25w x 17.25d
ONE (1) ADJUSTABLE SHELF
- #5 DOOR OPENING: 26.25h x 26.25w
INSIDE DIMS: O.S.S. #3
RECESSED .375" ACRYLIC DOORS WITH FULL LENGTH HANDLES
TWO (2) LOCKING LEVER LATCHES

- #6 DOOR OPENING: 15.00h x 17.00w
INSIDE DIMS: 17.00h x 21.50w x 16.25d
ONE (1) ADJUSTABLE SHELF
- #7 DOOR OPENING: 24.50h x 17.25w
INSIDE DIMS: 24.75h x 23.25w x 14.75d
ALUMINUM DOOR, LOCKING LEVER LATCH
- #8 PULL-OUT DRAWER WITH HINGED ACRYLIC WRITING SURFACE
INSIDE DIMS: 5.00h x 14.50w x 13.25d
LOCKING LEVER LATCH

DIMENSIONS ARE NOMINAL



COMPARTMENT

#1 DOOR OPENING: 14.25h x 18.25w
 INSIDE DIMS: 17.75h x 19.25w x 18.00d
 FLIP-UP ACRYLIC DOOR WITH HOLD-OPENS
 ONE (1) ADJUSTABLE SHELF
 LOCKING LEVER LATCH

#2 DOOR OPENING: 46.00h x 27.75w
 INSIDE DIMS: 50.00h x 31.50w x 23.00d
 RECESSED .375" ACRYLIC DOORS WITH FULL LENGTH HANDLES
 TWO (2) LOCKING LEVER LATCHES
 TWO (2) ADJUSTABLE SHELVES
 DIMENSIONS ARE NOMINAL

BATTERY POWERED CLOCK

RECESSED 3-GLOVE BOX HOLDER

OXYGEN BYPASS

OXYGEN ACCESS

SQUAD BENCH NET

RECESSED SHARPS/
TRASH

STAINLESS STEEL

STAINLESS STEEL

RED/WHITE REFLECTIVE STRIP
ON INSIDE OF EACH DOOR

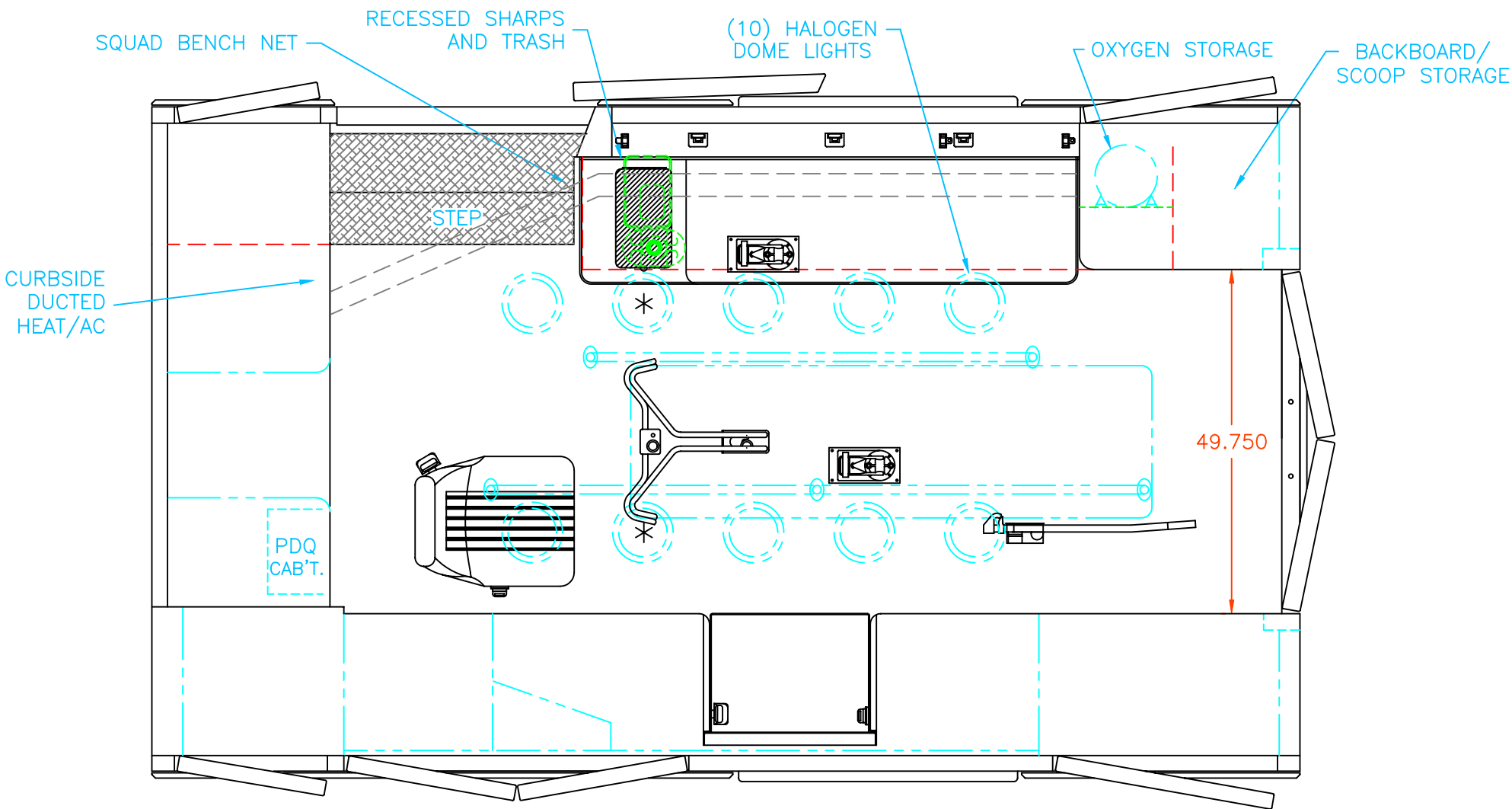


2010 REAR INTERIOR VIEW
CHIEF XL-1/F-450

DATE:
11 JULY 09
DWG. GLF NR
REV.

DRAWING NO.
XLF450-8

1:12



* TWO (2) ANTENNA BASES LOCATED OUTBOARD OF DOME LIGHTS WITH COAX SERVICE LOOP

 TWO (2) RECESSED CEILING IV HANGER LOCATIONS

STRYKER CENTER MOUNT COT HARDWARE

MODULE WIDTH = 96"
 MODULE LENGTH = 166"
 MODULE HEAD ROOM = 72.50"

DIMENSIONS ARE NOMINAL