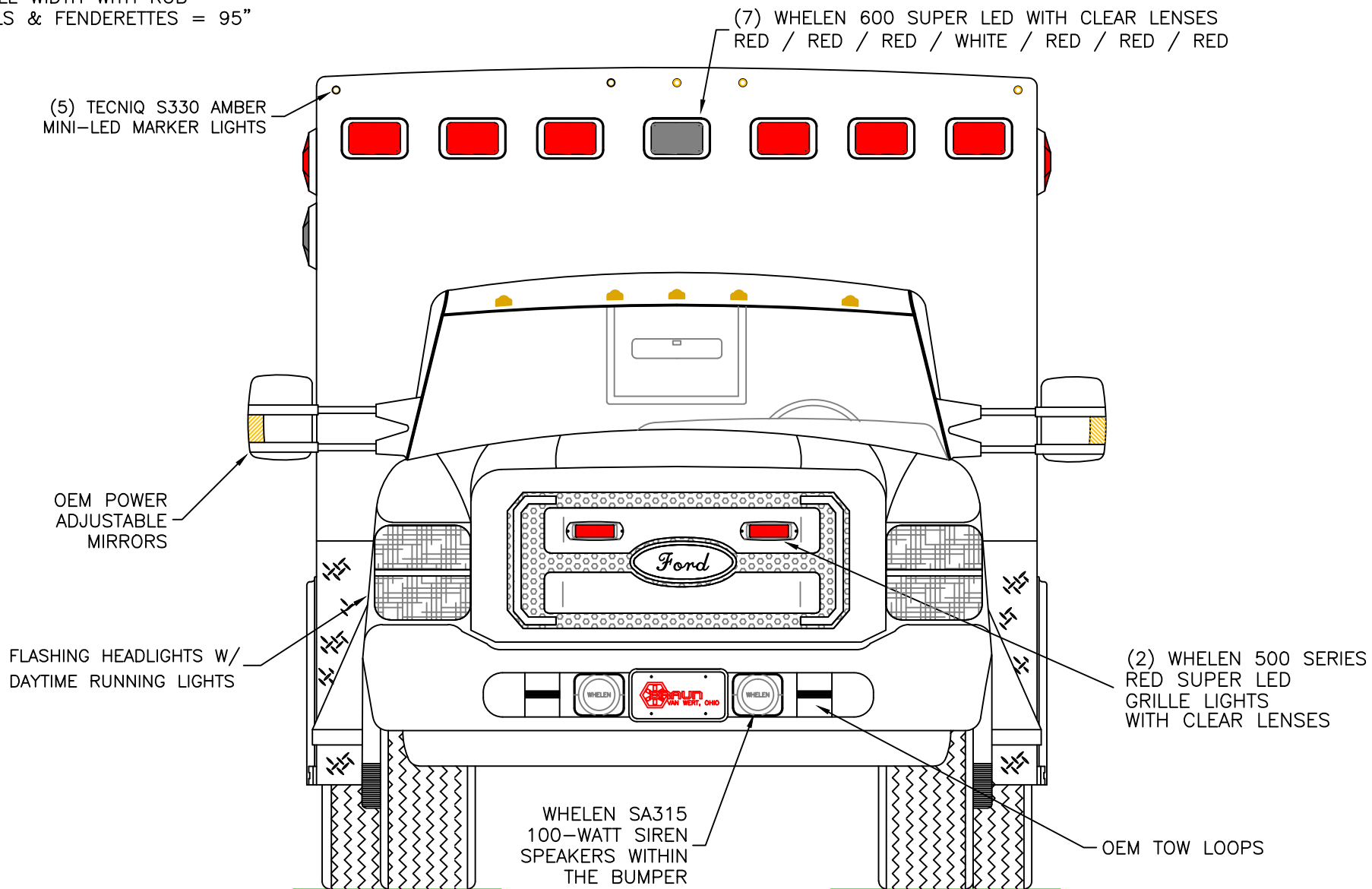


DIMENSIONS FOR OVERALL HEIGHT AND LENGTH ARE APPROXIMATE

OVERALL HEIGHT = 106.25"

OVERALL WIDTH WITH RUB

RAILS & FENDERETTES = 95"



THIS DRAWING IS FOR REPRESENTATIONAL PURPOSES ONLY. DETAILS ARE CONCEPTUAL AND ARE SUBJECT TO CHANGE DURING DESIGN AND CONSTRUCTION
DIMENSIONS ARE APPROXIMATE UNLESS NOTED OTHERWISE TO MEET A SPECIFIC CUSTOMER NEED.



2015 FRONT EXTERIOR VIEW
EXPRESS-I / FORD F-350 CHASSIS

DATE:	07 OCT 13	DRAWING NO.	15EXF350-1
DWG.	AAB		
REV.	NR		

1:18

DIMENSIONS FOR OVERALL HEIGHT AND LENGTH ARE APPROXIMATE
 OVERALL HEIGHT = 106.25"
 OVERALL WIDTH WITH RUB
 RAILS & FENDERETTES = 95"
 FLOOR HEIGHT = 33.5"

(5) WHELEN 600 SUPER LED WARNING LIGHTS WITH CLEAR LENSES,
 (2) WHELEN 600 CLEAR HALOGEN LOAD LIGHTS:
 RED / RED / LOAD / AMBER / LOAD / RED / RED

(5) TECNIQ S330 RED
 MINI-LED MARKER LIGHTS

LOCATION FOR
 DOOR GRABBERS

LED LICENSE
 PLATE LIGHT

MUD FLAPS

EXHAUST VENT

(1) EACH SIDE, WHELEN
 600 LED BRAKE/TAI,
 600 LED TURN
 600 HALOGEN BACK-UP

INDEPENDENT BUMPER WITH
 NON-SKID FLIP-UP CENTER
 STEP AND COT PROTECTOR
 ON STEP EDGE

THIS DRAWING IS FOR REPRESENTATIONAL PURPOSES ONLY. DETAILS ARE CONCEPTUAL AND ARE SUBJECT TO CHANGE DURING DESIGN AND CONSTRUCTION
 DIMENSIONS ARE APPROXIMATE UNLESS NOTED OTHERWISE TO MEET A SPECIFIC CUSTOMER NEED.



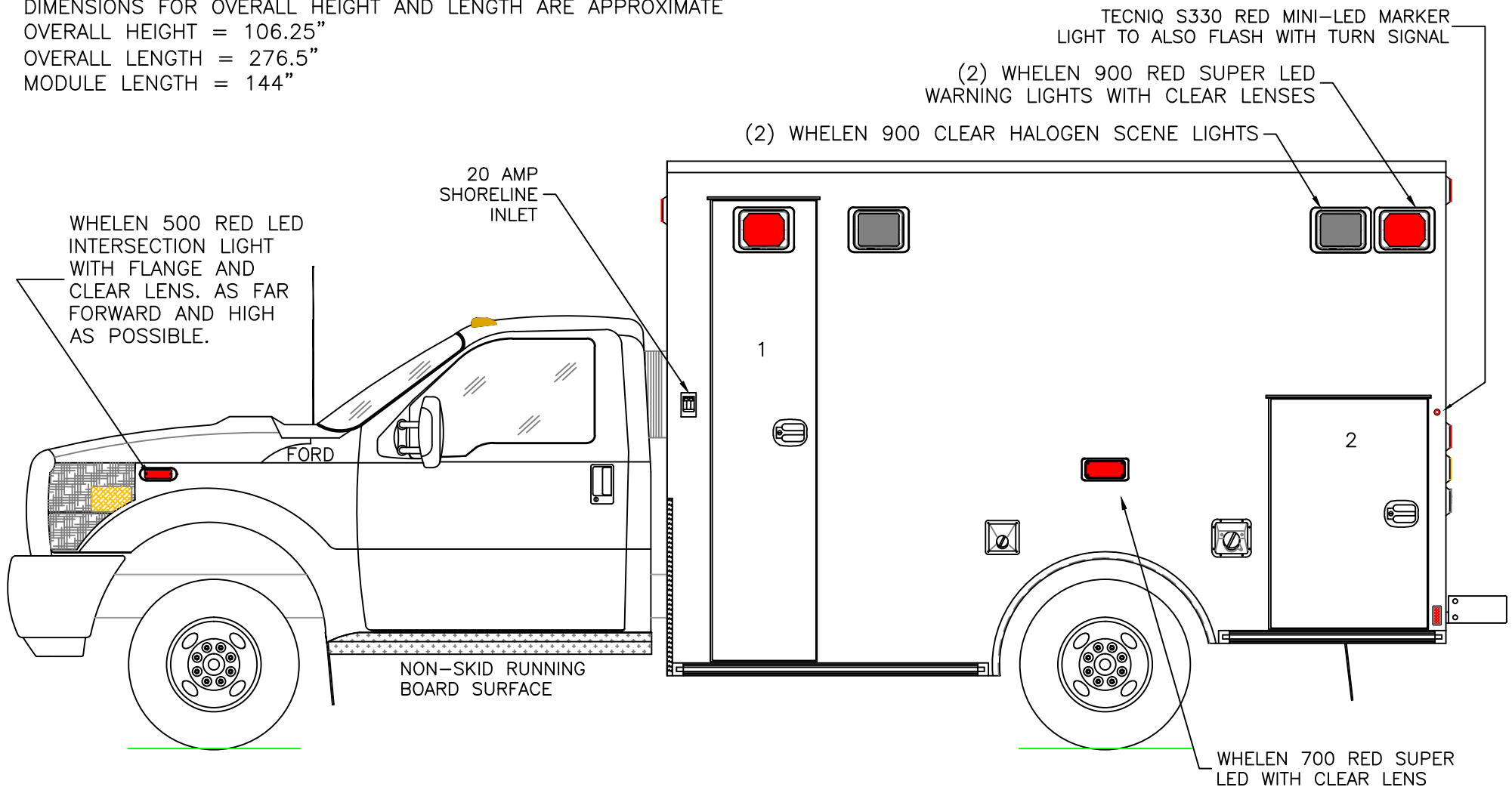
2015 REAR EXTERIOR VIEW
 EXPRESS-I

1:16

DATE:
 07 OCT 13
 DWG. AAB REV. NR

DRAWING NO.
 15EXF350-2

DIMENSIONS FOR OVERALL HEIGHT AND LENGTH ARE APPROXIMATE
 OVERALL HEIGHT = 106.25"
 OVERALL LENGTH = 276.5"
 MODULE LENGTH = 144"



COMPARTMENT
 O.S.S #1

CLEAR OPENING: 83.75h x 16.00w
 INSIDE DIMS: 84.75h x 22.75w x 18.50d
 BACKBOARD/SCOOP STORAGE

O.S.S #2

CLEAR OPENING: 41.25h x 26.00w
 INSIDE DIM'S.: 46.25h x 32.25w x 18.50d

THIS DRAWING IS FOR REPRESENTATIONAL PURPOSES ONLY. DETAILS ARE CONCEPTUAL AND ARE SUBJECT TO CHANGE DURING DESIGN AND CONSTRUCTION
 DIMENSIONS ARE APPROXIMATE UNLESS NOTED OTHERWISE TO MEET A SPECIFIC CUSTOMER NEED.



2015 STREETSIDE EXTERIOR VIEW
 EXPRESS-I/FORD F-350 CHASSIS

1:24

DATE: 07 OCT 13	DRAWING NO. 15EXF350-3
DWG. AAB	REV. NR

TECNIQ S330 RED MINI-LED MARKER
LIGHT TO ALSO FLASH WITH TURN SIGNAL

(2) WHELEN 900 RED SUPER LED
WARNING LIGHTS WITH CLEAR LENSES

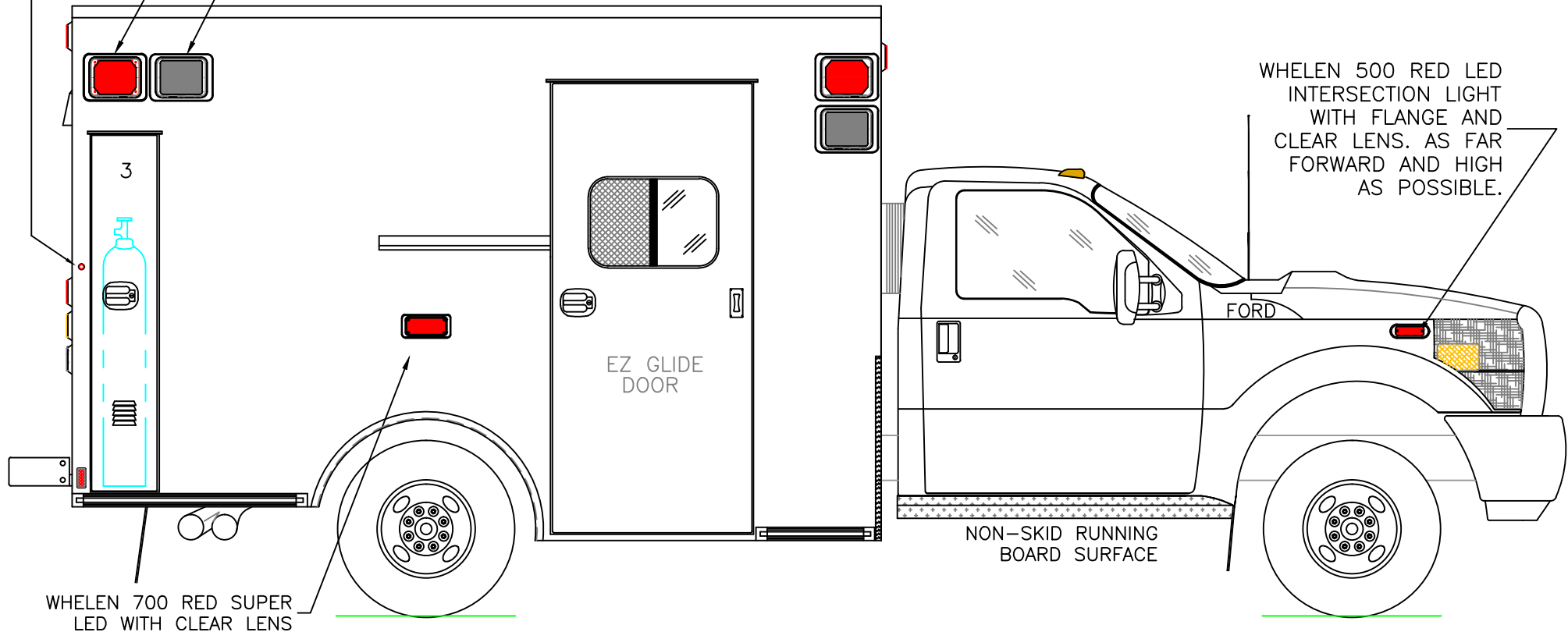
(2) WHELEN 900 CLEAR HALOGEN SCENE LIGHTS

DIMENSIONS FOR OVERALL HEIGHT AND LENGTH ARE APPROXIMATE

OVERALL HEIGHT = 106.25"

OVERALL LENGTH = 276.5"

MODULE LENGTH = 144"



O.S.S #3

CLEAR OPENING: 62.25h x 9.50w

INSIDE DIM'S.: 63.00h x 12.00w x 15.00d

OXYGEN COMPARTMENT FOR "M" OR "H" CYLINDER

THIS DRAWING IS FOR REPRESENTATIONAL PURPOSES ONLY. DETAILS ARE CONCEPTUAL AND ARE SUBJECT TO CHANGE DURING DESIGN AND CONSTRUCTION
DIMENSIONS ARE APPROXIMATE UNLESS NOTED OTHERWISE TO MEET A SPECIFIC CUSTOMER NEED.

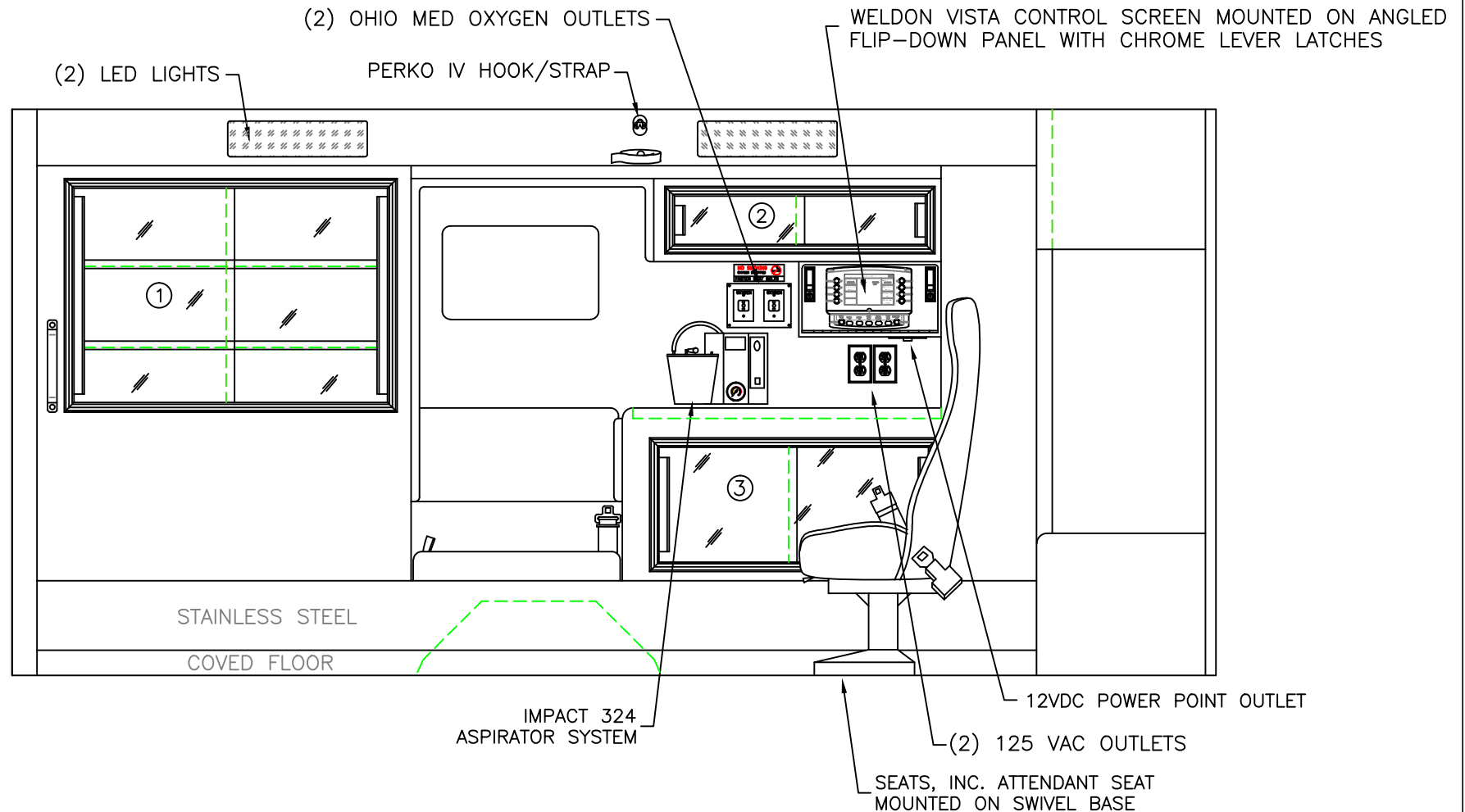


2015 CURB EXTERIOR VIEW
EXPRESS-I/FORD F-350 CHASSIS

1:24

DATE:
07 OCT 13
DWG. AAB
REV. NR

DRAWING NO.
15EXF350-4



COMPARTMENT:

- #1 DOOR OPENING: 25.50h x 37.50w
INSIDE DIMS: 27.50h x 39.50w x 16.25d
(2) ADJUSTABLE SHELVES
- #2 DOOR OPENING: 5.75h x 30.00w
INSIDE DIMS: 8.50h x 31.75w x 15.00d
- #3 DOOR OPENING: 13.75h x 32.25w
INSIDE DIMS: 17.50h x 34.25w x 16.25d

CABINETS TO BE ALUMINUM

THIS DRAWING IS FOR REPRESENTATIONAL PURPOSES ONLY. DETAILS ARE CONCEPTUAL AND ARE SUBJECT TO CHANGE DURING DESIGN AND CONSTRUCTION
DIMENSIONS ARE APPROXIMATE UNLESS NOTED OTHERWISE TO MEET A SPECIFIC CUSTOMER NEED.

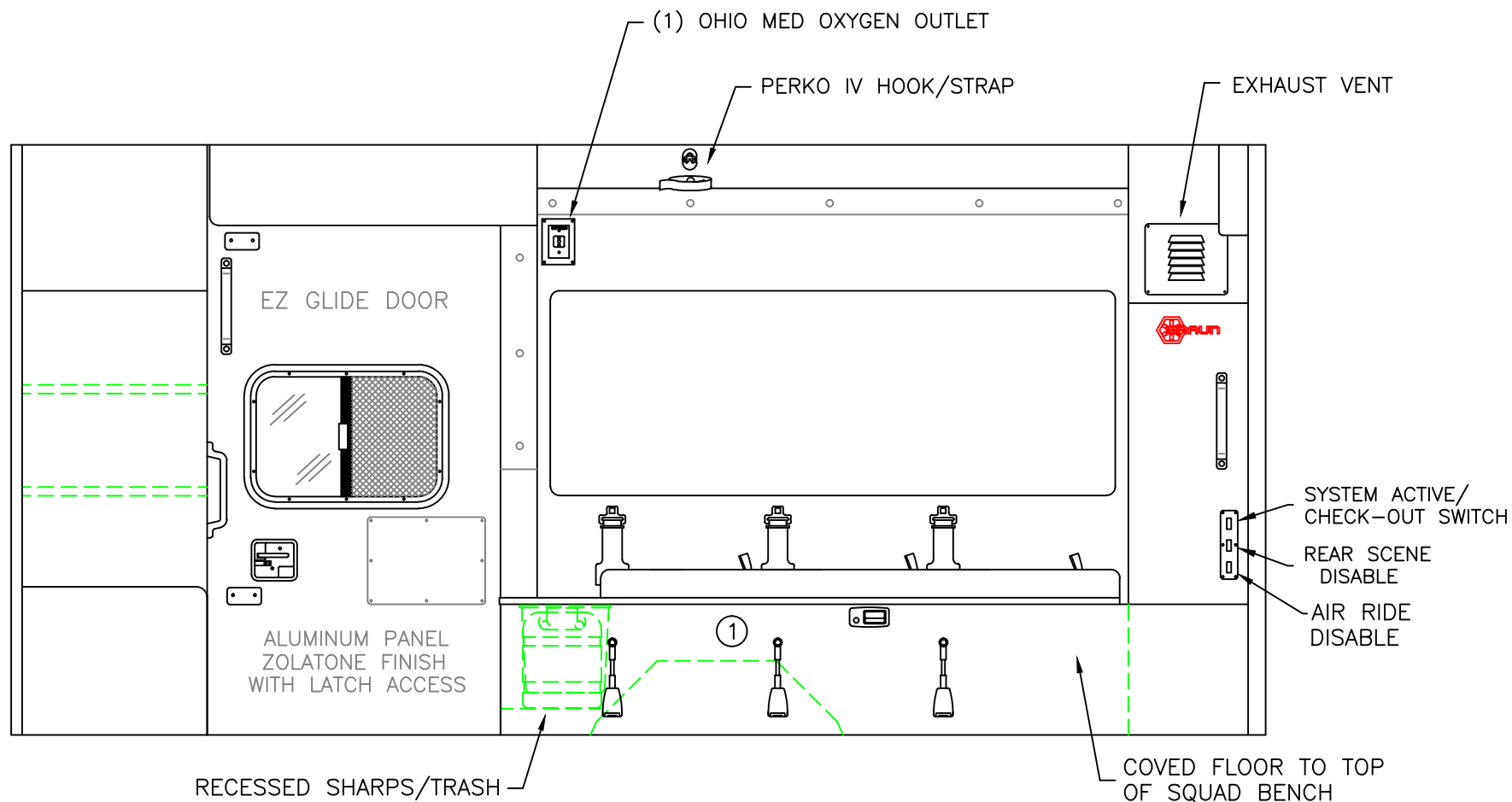


2015 STREETSIDE INTERIOR
EXPRESS-I

1:18

DATE:	07 OCT 13
DWG.	AAB
REV.	NR

DRAWING NO.
15EXF350-5



COMPARTMENT
#1 INSIDE DIMS: 15.50h x 72.00w x 18.50d

CABINETS TO BE ALUMINUM

THIS DRAWING IS FOR REPRESENTATIONAL PURPOSES ONLY. DETAILS ARE CONCEPTUAL AND ARE SUBJECT TO CHANGE DURING DESIGN AND CONSTRUCTION
DIMENSIONS ARE APPROXIMATE UNLESS NOTED OTHERWISE TO MEET A SPECIFIC CUSTOMER NEED.

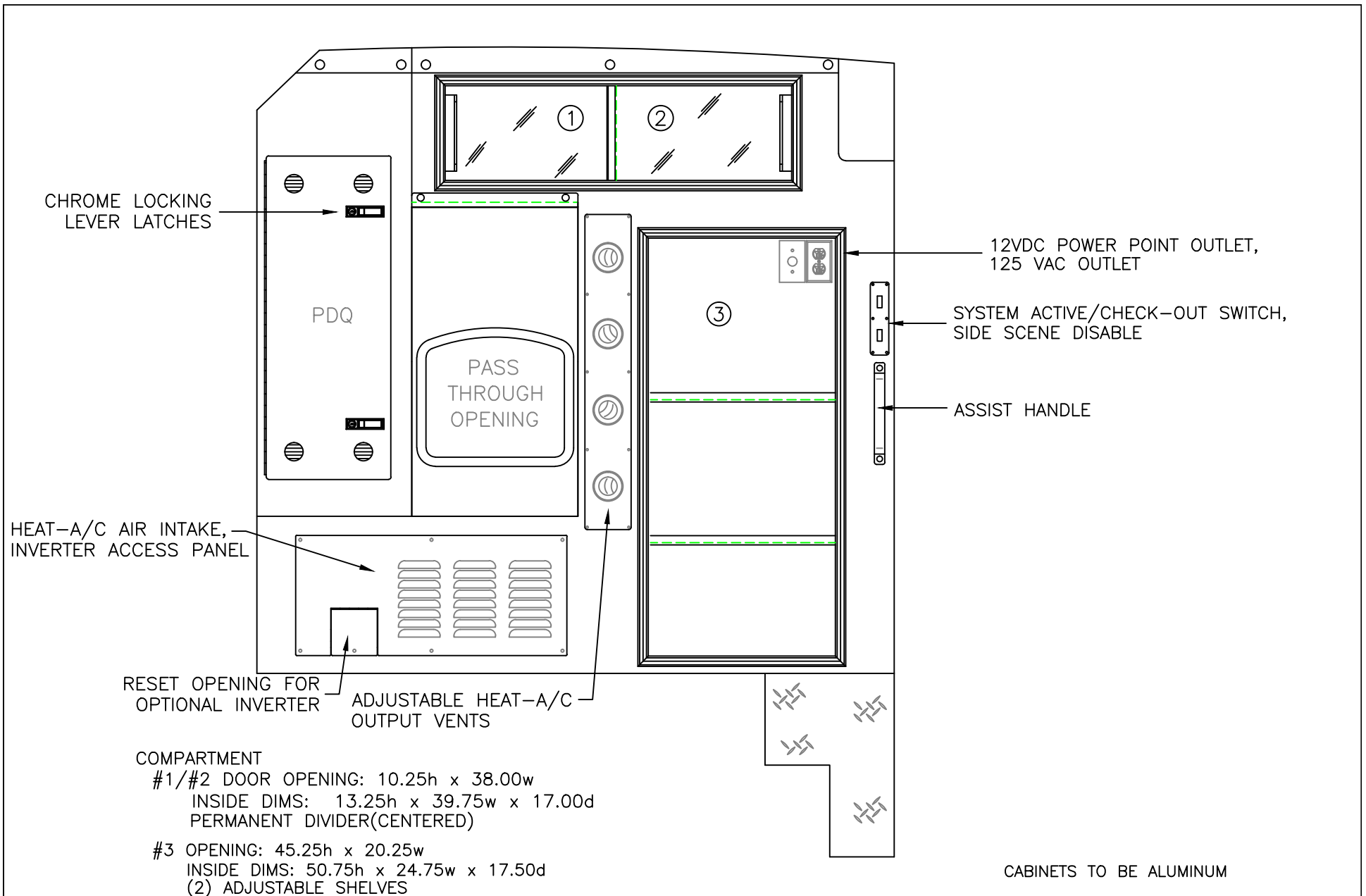


2015 CURBSIDE INTERIOR VIEW
EXPRESS-I

1:18

DATE:
07 OCT 13
DWG. AAB
REV. NR

DRAWING NO.
15EXF350-6



THIS DRAWING IS FOR REPRESENTATIONAL PURPOSES ONLY. DETAILS ARE CONCEPTUAL AND ARE SUBJECT TO CHANGE DURING DESIGN AND CONSTRUCTION
DIMENSIONS ARE APPROXIMATE UNLESS NOTED OTHERWISE TO MEET A SPECIFIC CUSTOMER NEED.



2015 PARTITION INTERIOR VIEW
EXPRESS-I

1:14

DATE:	07 OCT 13	DRAWING NO.	15EXF350-7
DWG.	AAB	REV.	NR

OXYGEN ACCESS

RECESSED
SHARPS/TRASH

ALUMINUM PANEL
ZOLATONE FINISH
WITH LATCH ACCESS

ALUMINUM PANEL
ZOLATONE FINISH
WITH LATCH ACCESS

RED/WHITE REFLECTIVE STRIP
ON INSIDE OF EACH DOOR

THIS DRAWING IS FOR REPRESENTATIONAL PURPOSES ONLY. DETAILS ARE CONCEPTUAL AND ARE SUBJECT TO CHANGE DURING DESIGN AND CONSTRUCTION
DIMENSIONS ARE APPROXIMATE UNLESS NOTED OTHERWISE TO MEET A SPECIFIC CUSTOMER NEED.



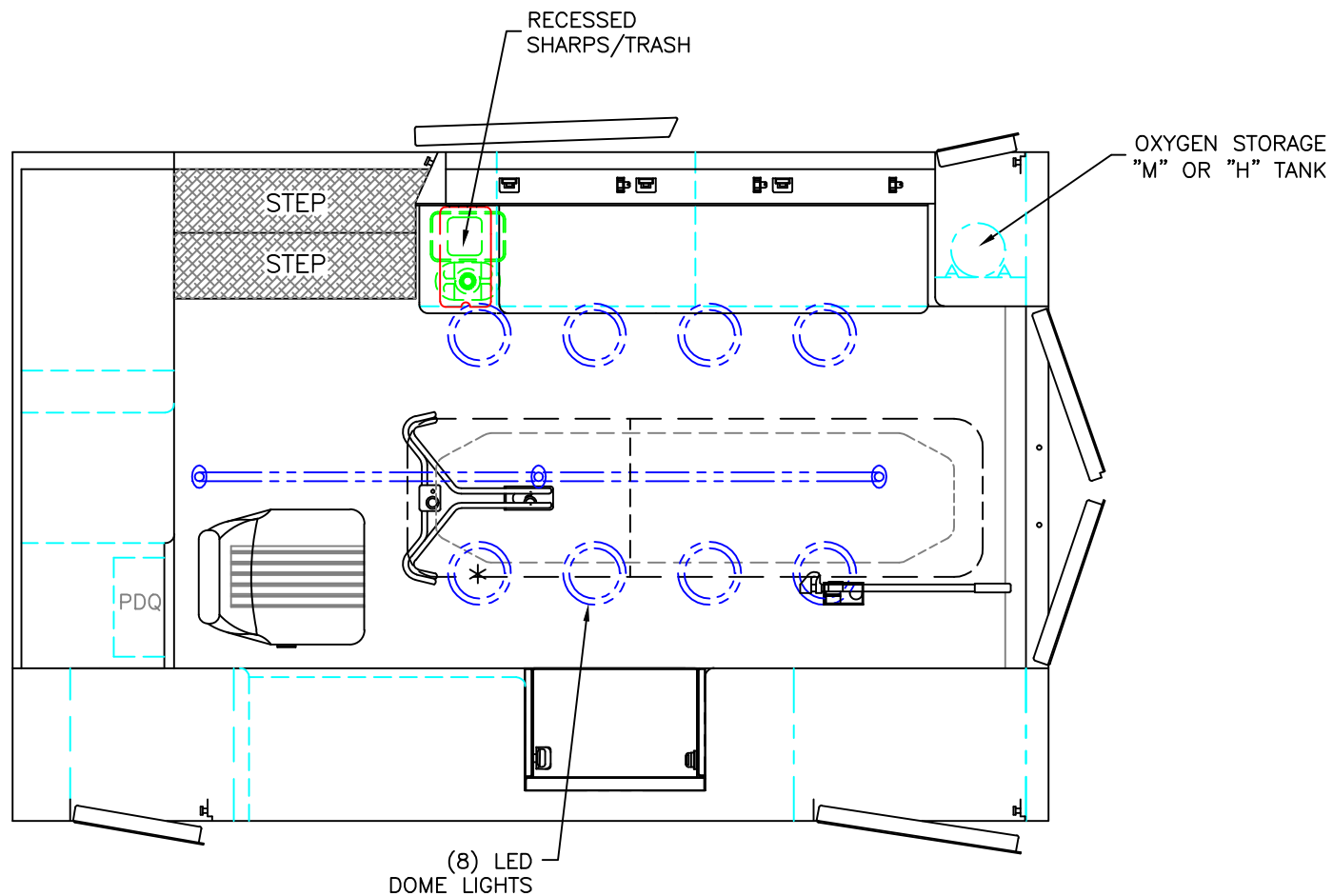
2015 REAR INTERIOR VIEW
EXPRESS-I

1:13

DATE:	07 OCT 13
DWG.	AAB
REV.	NR

DRAWING NO.

15EXF350-8



* (1) ANTENNA BASE LOCATED OUTBOARD OF DOME LIGHT WITH COAX SERVICE LOOP

STRYKER CENTER MOUNT COT HARDWARE

HEAD ROOM = 68"
 OVERALL WIDTH WITH RUB
 RAILS & FENDERETTES = 95"
 MODULE LENGTH = 144"

THIS DRAWING IS FOR REPRESENTATIONAL PURPOSES ONLY. DETAILS ARE CONCEPTUAL AND ARE SUBJECT TO CHANGE DURING DESIGN AND CONSTRUCTION
 DIMENSIONS ARE APPROXIMATE UNLESS NOTED OTHERWISE TO MEET A SPECIFIC CUSTOMER NEED.



2015 FLOOR VIEW
 EXPRESS-I

1:24

DATE:	07 OCT 13
DWG.	REV.
AAB	NR

DRAWING NO.
15EXF350-9